RBO 16-HC - Bolt connection terminal block

3247989

https://www.phoenixcontact.com/us/products/3247989

Please be informed that the data shown in this PDF document is generated from our online catalog. Please find the complete data in the user documentation. Our general terms of use for downloads are valid.





Bolt connection terminal block, nom. voltage: 1000 V, nominal current: 520 A, number of connections: 2, number of positions: 1, connection method: Bolt connection, Rated cross section: 300 mm^2, mounting type: NS 35/7,5, NS 35/15, direct screw connection, color: gray

Your advantages

- Tested for railway applications

Commercial data

Item number	3247989
Packing unit	5 pc
Minimum order quantity	5 pc
Sales key	BE44
Product key	BE4412
GTIN	4046356725163
Weight per piece (including packing)	658 g
Weight per piece (excluding packing)	637.06 g
Customs tariff number	85369010
Country of origin	IN

Technical data

Notes

General

Note	The rated insulation voltage applies to cable lugs for compression connection acc. to DIN 46235:1983-07 and for uninsulated cable lugs acc. to DIN 46234:1980-03 with path extension.

Product properties

Product type	Bolt connection terminal block
Product family	RBO
Area of application	Railway industry
	Machine building
	Plant engineering
Number of positions	1
Pitch	54.8 mm
Number of connections	2
Number of rows	1
Potentials	1

Insulation characteristics

Overvoltage category	III
Degree of pollution	3

Electrical properties

Rated surge voltage	8 kV
Maximum power dissipation for nominal condition	16.22 W

Connection data

Number of connections per level	2
Nominal cross section	300 mm²
Connection method	Bolt connection
Stripping length	The stripping length depends on the specification provided by the cable lug manufacturer.
Connection in acc. with standard	IEC 60947-7-1
Nominal cross section	300 mm²
Nominal current	520 A
Maximum load current	520 A (At a conductor cross-section of 300 mm²)
Nominal voltage	1000 V

Cable lug connection DIN 46234:1980-03

Connection in acc. with standard	DIN 46234:1980-03
Cross section	25 mm² ... 300 mm²
Cross section range AWG	4 ... 600 kcmil (converted acc. to IEC)

Hole diameter	17 mm
Width	38 mm
Bolt diameter	16 mm
Screw thread	M16
Tightening torque	25 ... 35 Nm
Connection in acc. with standard	DIN 46235:1983-07
Cross section	25 mm² ... 300 mm²
Cross section range AWG	4 ... 600 kcmil (converted acc. to IEC)
Hole diameter	17 mm
Width	48 mm
Bolt diameter	16 mm
Screw thread	M16
Tightening torque	25 ... 35 Nm

Ex data

Rated data (ATEX/IECEx)

Identification	Ⓔx II 2 GD Ex eb IIC Gb
Operating temperature range	-60 °C ... 110 °C
Ex-certified accessories	0800886 E/NS 35 N
List of bridges	/ RBO 16-VS 2 / 3244685
	/ RBO 16-VS 3 / 3244698
Bridge data	520 A (300 mm²)
Ex temperature increase	40 K (520 A / 300 mm²)
for bridging with bridge	1100 V
Rated insulation voltage	1000 V
output	(Permanent)

Ex level General

Rated voltage	1100 V
Rated current	520 A
Maximum load current	520 A
Contact resistance	0.02 mΩ

Ex connection data General

Torque range	25 Nm ... 35 Nm
Nominal cross section	300 mm²
Rated cross section AWG	600 kcmil
Connection capacity rigid	25 mm² ... 300 mm²
Connection capacity AWG	4 ... 600 kcmil
Connection capacity flexible	25 mm² ... 300 mm²
Connection capacity AWG	4 ... 600 kcmil
2 conductors with same cross section, solid	25 mm² ... 300 mm²
2 conductors with the same cross-section AWG rigid	4 ... 600 kcmil
2 conductors with same cross section, stranded	25 mm² ... 300 mm²

2 conductors with the same cross-section AWG flexible	4 ... 600 kcmil

Dimensions

Dimensional drawing	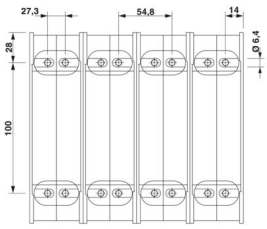
Width	54.8 mm
Height	283.5 mm
Depth on NS 35/7,5	91.8 mm
Depth on NS 35/15	99.3 mm
Bolt length	45 mm
Hole diameter	6.4 mm
Pitch	54.8 mm

Material specifications

Color	gray (RAL 7042)
Flammability rating according to UL 94	V0
Insulating material group	I
Insulating material	PA
Static insulating material application in cold	-60 °C
Relative insulation material temperature index (Elec., UL 746 B)	130 °C
Fire protection for rail vehicles (DIN EN 45545-2) R22	HL 1 - HL 3
Fire protection for rail vehicles (DIN EN 45545-2) R23	HL 1 - HL 3
Fire protection for rail vehicles (DIN EN 45545-2) R24	HL 1 - HL 3
Fire protection for rail vehicles (DIN EN 45545-2) R26	HL 1 - HL 3
Surface flammability NFPA 130 (ASTM E 162)	passed
Specific optical density of smoke NFPA 130 (ASTM E 662)	passed
Smoke gas toxicity NFPA 130 (SMP 800C)	passed

Electrical tests

Surge voltage test

Test voltage setpoint	9.8 kV
Result	Test passed

Temperature-rise test

Requirement temperature-rise test	Increase in temperature ≤ 45 K
Result	Test passed
Short-time withstand current 300 mm²	36 kA
Result	Test passed

Power-frequency withstand voltage

Test voltage setpoint	2.2 kV
Result	Test passed

Mechanical properties

Mechanical data

Open side panel	No

Mechanical tests

Mechanical strength

Result	Test passed

Attachment on the carrier

DIN rail/fixing support	NS 35
Test force setpoint	20 N
Result	Test passed

Environmental and real-life conditions

Needle-flame test

Time of exposure	30 s
Result	Test passed

Oscillation/broadband noise

Specification	DIN EN 50155 (VDE 0115-200):2008-03
Spectrum	Long life test category 1, class B, body mounted
Frequency	f_1 = 5 Hz to f_2 = 150 Hz
ASD level	1.857 $(m/s^2)^2/Hz$
Acceleration	0.8g
Test duration per axis	5 h
Test directions	X-, Y- and Z-axis
Result	Test passed

Shocks

Specification	DIN EN 50155 (VDE 0115-200):2008-03
Pulse shape	Half-sine
Acceleration	5g
Shock duration	30 ms
Number of shocks per direction	3
Test directions	X-, Y- and Z-axis (pos. and neg.)
Result	Test passed

Ambient conditions

Ambient temperature (operation)	-60 °C ... 110 °C (Operating temperature range incl. self-heating; for max. short-term operating temperature, see RTI Elec.)

Ambient temperature (storage/transport)	-25 °C ... 60 °C (for a short time, not exceeding 24 h, -60 °C to +70 °C)
Ambient temperature (assembly)	-5 °C ... 70 °C
Ambient temperature (actuation)	-5 °C ... 70 °C
Permissible humidity (operation)	20 % ... 90 %
Permissible humidity (storage/transport)	30 % ... 70 %

Standards and regulations

Connection in acc. with standard	IEC 60947-7-1

Mounting

Mounting type	NS 35/7,5
	NS 35/15
	direct screw connection

Drawings

Dimensional drawing

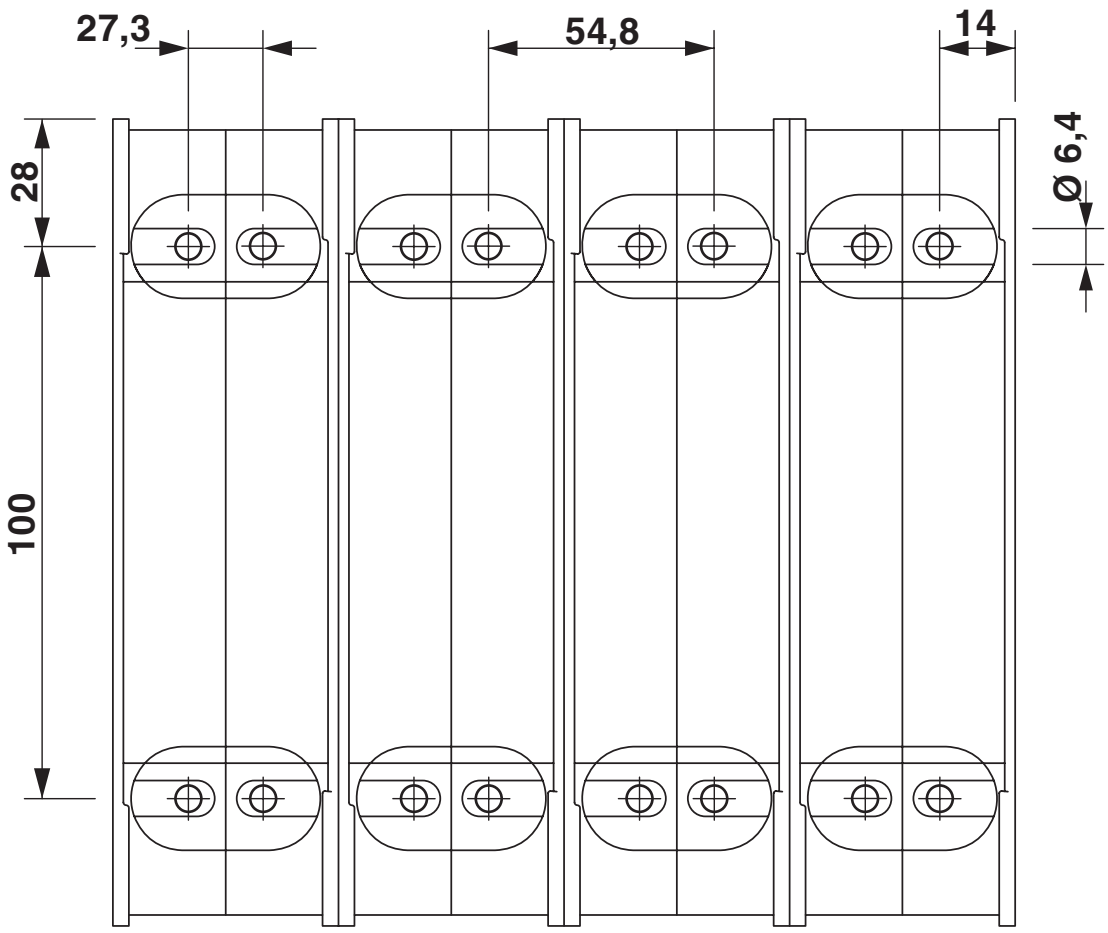

Circuit diagram



Approvals

To download certificates, visit the product detail page: https://www.phoenixcontact.com/us/products/3247989

CSA
Approval ID: 13631

	Nominal voltage U_N	Nominal current I_N	Cross section AWG	Cross section mm^2
C				
	1000 V	540 A	4 - 1000	-

UL Recognized
Approval ID: E60425

	Nominal voltage U_N	Nominal current I_N	Cross section AWG	Cross section mm^2
B				
	600 V	540 A	4 - 1000	-
C				
	600 V	540 A	4 - 1000	-
E				
	1000 V	540 A	4 - 1000	-

EAC
Approval ID: RU C-DE.BL08.B.00540

DNV
Approval ID: TAE00004G1

EAC Ex
Approval ID: KZ 7500525010101950

IECEx
Approval ID: IECExSEV13.0003U

	Nominal voltage U_N	Nominal current I_N	Cross section AWG	Cross section mm^2
keine				
	1100 V	520 A	-	25 - 300

ATEX
Approval ID: SEV13ATEX0132U

	Nominal voltage U_N	Nominal current I_N	Cross section AWG	Cross section mm^2
keine				
	1100 V	520 A	-	25 - 300

CCC
Approval ID: 2020322313000627

UKCA-EX
Approval ID: CML 22UKEX1230U

Classifications

ECLASS

ECLASS-13.0	27250101
ECLASS-15.0	27250101

ETIM

ETIM 10.0	EC000897

UNSPSC

UNSPSC 21.0	39121400

Environmental product compliance

EU RoHS

Fulfills EU RoHS substance requirements	Yes, No exemptions

China RoHS

Environment friendly use period (EFUP)	EFUP-E
	No hazardous substances above the limits

EU REACH SVHC

REACH candidate substance (CAS No.)	No substance above 0.1 wt%

Phoenix Contact 2026 © - all rights reserved
https://www.phoenixcontact.com

Phoenix Contact USA
586 Fulling Mill Road
Middletown, PA 17057, United States
(+717) 944-1300
info@phoenixcon.com