GTF 76/ 48 - Disconnect terminal block

3121025

https://www.phoenixcontact.com/us/products/3121025

Please be informed that the data shown in this PDF document is generated from our online catalog. Please find the complete data in the user documentation. Our general terms of use for downloads are valid.





Disconnect terminal block, nom. voltage: 24 V, nominal current: 41 A, connection method: Screw connection, Rated cross section: 6 mm^2, cross section: 0.5 mm^2 - 10 mm^2, mounting: NS 35/7,5, NS 35/15, NS 32, color: gray

Your advantages

- Once the disconnect slide has been opened to the "off" position, the red light indicates whether there is a ground fault in the control circuit
- When the disconnect slide is closed, switch position "on", the yellow light indicates grounded normal operation

Commercial data

Item number	3121025
Packing unit	10 pc
Minimum order quantity	1 pc
Sales key	BE01
Product key	BE1131
GTIN	4017918092924
Weight per piece (including packing)	60.76 g
Weight per piece (excluding packing)	60.76 g
Customs tariff number	85369010
Country of origin	PL

Technical data

Notes

General

Note	The max. load current must not be exceeded by the total current of all connected conductors.

Product properties

Product type	Disconnect terminal block
Number of connections	2
Number of rows	1
Potentials	1

Insulation characteristics

Overvoltage category	III
Degree of pollution	3

Electrical properties

Rated surge voltage	4 kV
Maximum power dissipation for nominal condition	1.31 W
Voltage LED	48 V
Current LED	2 mA

Input data

Voltage LED	48 V

Connection data

Number of connections per level	2
Nominal cross section	6 mm²
Connection method	Screw connection
Screw thread	M4
Tightening torque	1.2 ... 1.5 Nm
Stripping length	12 mm
Internal cylindrical gage	A5
Conductor cross-section rigid	0.5 mm² ... 10 mm²
Cross section AWG	20 ... 8 (converted acc. to IEC)
Conductor cross-section flexible	0.5 mm² ... 6 mm²
Conductor cross-section, flexible [AWG]	20 ... 10 (converted acc. to IEC)
Conductor cross-section flexible (ferrule without plastic sleeve)	0.5 mm² ... 10 mm²
Flexible conductor cross-section (ferrule with plastic sleeve)	0.5 mm² ... 4 mm²
Conductor cross-section flexible (2 conductors with the same cross-section, with TWIN ferrule and plastic sleeve)	0.5 mm² ... 4 mm²
2 conductors with same cross section, rigid	0.5 mm² ... 6 mm²
2 conductors with same cross section, flexible	0.5 mm² ... 6 mm²

2 conductors with same cross section, flexible, with ferrule without plastic sleeve	0.5 mm² ... 6 mm²
2 conductors with the same cross section, flexible, with TWIN ferrule with plastic sleeve	0.5 mm² ... 4 mm²
Nominal cross section	6 mm²
Nominal current	41 A
Maximum load current	57 A (with 10 mm² conductor cross-section)
Nominal voltage	24 V
	48 V

Dimensions

Width	22.5 mm
Height	64.5 mm
Depth on NS 15	53.5 mm
Depth on NS 32	59 mm
Depth on NS 35/7,5	54 mm
Depth on NS 35/15	61.5 mm

Material specifications

Color	gray (RAL 7042)
Flammability rating according to UL 94	V0
Insulating material group	I
Insulating material	PA
Static insulating material application in cold	-60 °C
Temperature index of insulation material (DIN EN 60216-1 (VDE 0304-21))	130 °C
Relative insulation material temperature index (Elec., UL 746 B)	130 °C
Fire protection for rail vehicles (DIN EN 45545-2) R22	HL 1 - HL 3
Fire protection for rail vehicles (DIN EN 45545-2) R23	HL 1 - HL 3
Fire protection for rail vehicles (DIN EN 45545-2) R24	HL 1 - HL 3
Fire protection for rail vehicles (DIN EN 45545-2) R26	HL 1 - HL 3
Calorimetric heat release NFPA 130 (ASTM E 1354)	28 MJ/kg
Surface flammability NFPA 130 (ASTM E 162)	passed
Specific optical density of smoke NFPA 130 (ASTM E 662)	passed
Smoke gas toxicity NFPA 130 (SMP 800C)	passed

Electrical tests

Surge voltage test

Result	Test passed

Temperature-rise test

Requirement temperature-rise test	Increase in temperature ≤ 45 K
Result	Test passed
Short-time withstand current 6 mm²	0.72 kA
Result	Test passed

Power-frequency withstand voltage

Test voltage setpoint	1.89 kV
Result	Test passed

Mechanical properties

Mechanical data

Open side panel	No

Mechanical tests

Mechanical strength

Result	Test passed

Attachment on the carrier

DIN rail/fixing support	NS 32/NS 35
Result	Test passed

Test for conductor damage and slackening

Rotation speed	10 rpm
Revolutions	135
Conductor cross-section/weight	0.5 mm² / 0.3 kg
	6 mm² / 1.4 kg
	10 mm² / 2 kg
Result	Test passed

Environmental and real-life conditions

Needle-flame test

Time of exposure	30 s
Result	Test passed

Ambient conditions

Ambient temperature (operation)	-60 °C ... 110 °C (Operating temperature range incl. self-heating; for max. short-term operating temperature, see RTI Elec.)
Ambient temperature (storage/transport)	-25 °C ... 60 °C (for a short time, not exceeding 24 h, -60 °C to +70 °C)
Ambient temperature (assembly)	-5 °C ... 70 °C
Ambient temperature (actuation)	-5 °C ... 70 °C
Permissible humidity (operation)	20 % ... 90 %
Permissible humidity (storage/transport)	30 % ... 70 %

Mounting

Mounting type	NS 35/7,5
	NS 35/15
	NS 32
	NS 15

Drawings

Schematic diagram

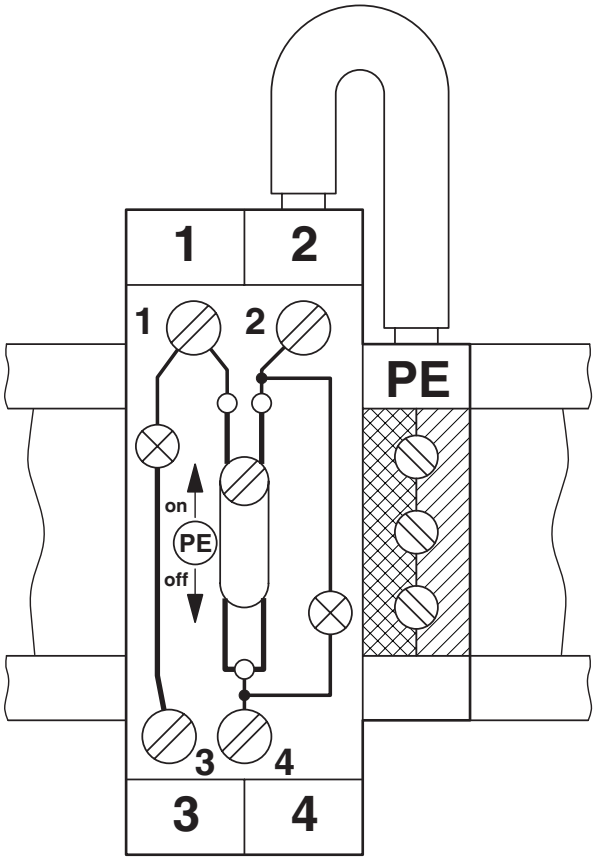

Circuit diagram

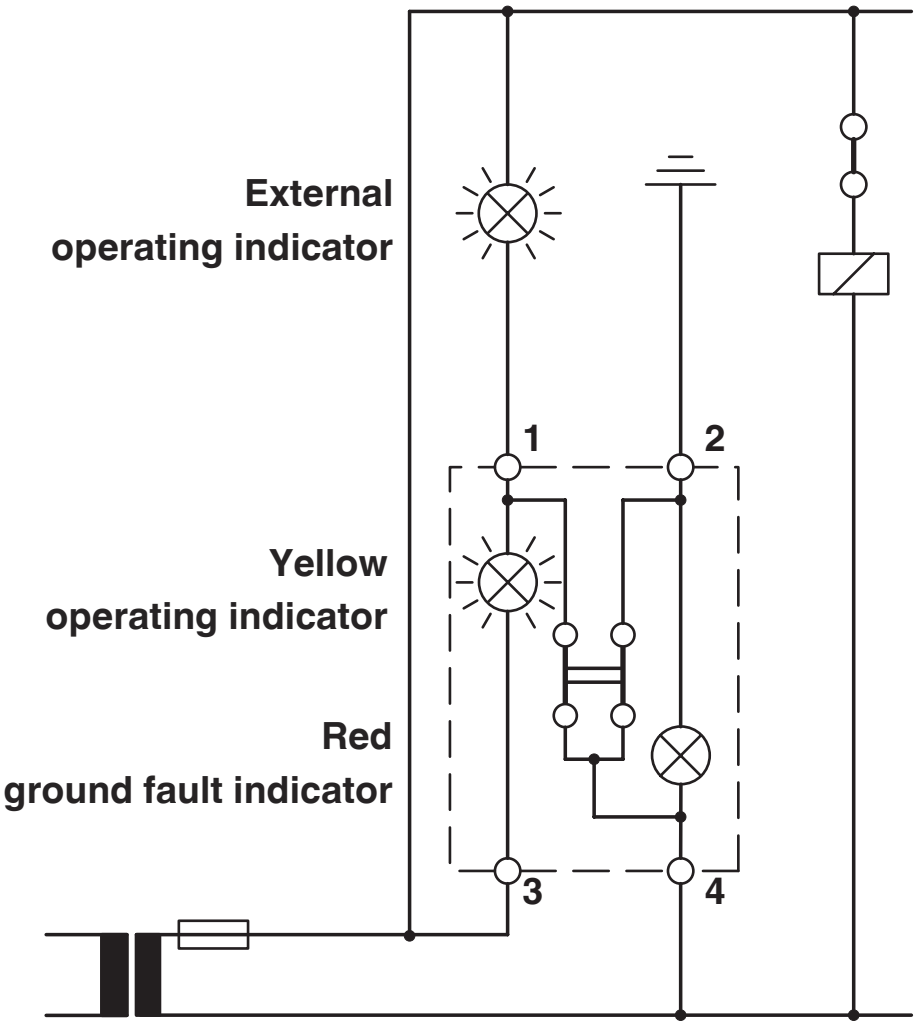

Grounded operating state

Circuit diagram

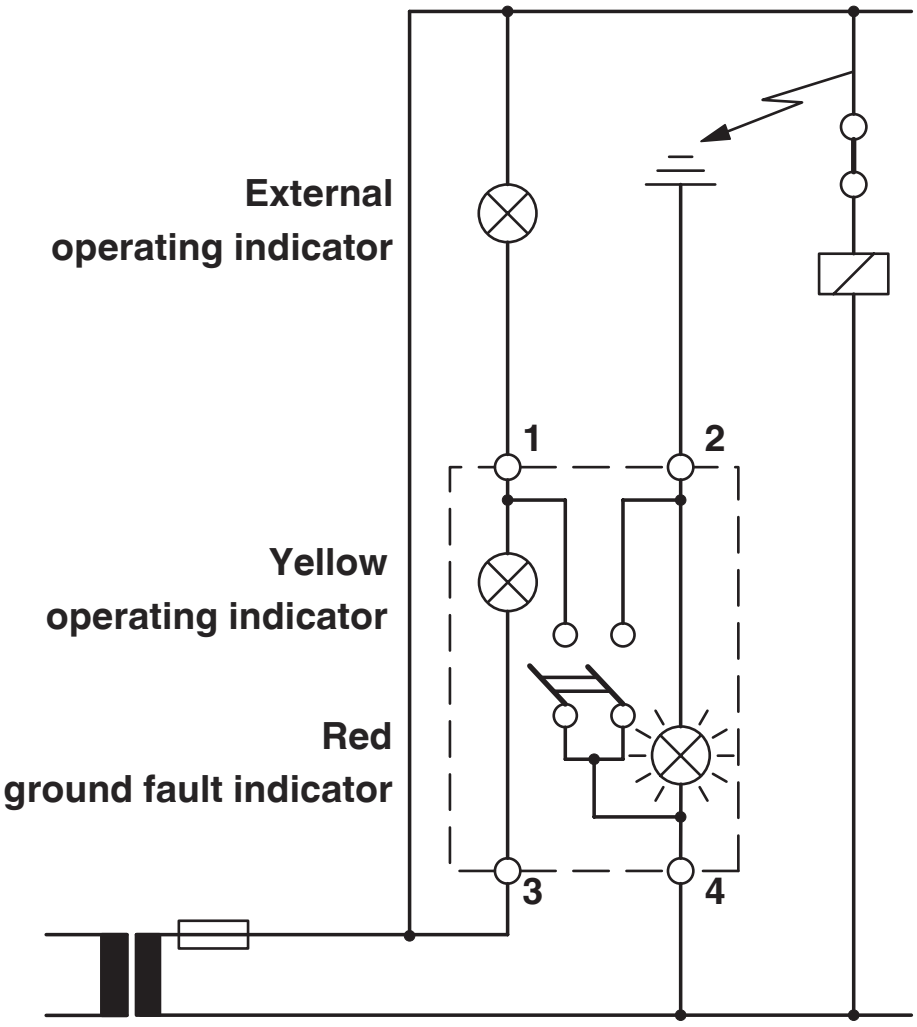

Ground fault

Approvals

To download certificates, visit the product detail page: https://www.phoenixcontact.com/us/products/3121025

EAC
Approval ID: KZ7500651131219505

cULus Recognized
Approval ID: E60425

	Nominal voltage U_N	Nominal current I_N	Cross section AWG	Cross section mm^2
B				
	50 V	50 A	26 - 8	-
C				
	50 V	50 A	26 - 8	-

Classifications

ECLASS

ECLASS-13.0	27250108
ECLASS-15.0	27250108

ETIM

ETIM 10.0	EC000902

UNSPSC

UNSPSC 21.0	39121400

Environmental product compliance

EU RoHS

Fulfills EU RoHS substance requirements	Yes, No exemptions

China RoHS

Environment friendly use period (EFUP)	EFUP-E
	No hazardous substances above the limits

EU REACH SVHC

REACH candidate substance (CAS No.)	No substance above 0.1 wt%

EF3.1 Climate Change

CO2e kg	0.51 kg CO2e

Phoenix Contact 2026 © - all rights reserved
https://www.phoenixcontact.com

Phoenix Contact USA
586 Fulling Mill Road
Middletown, PA 17057, United States
(+717) 944-1300
info@phoenixcon.com