UK 5-HESILA 250 - Fuse modular terminal block

3004142

https://www.phoenixcontact.com/us/products/3004142

Please be informed that the data shown in this PDF document is generated from our online catalog. Please find the complete data in the user documentation. Our general terms of use for downloads are valid.



Fuse modular terminal block, fuse type: Glass / ceramics / ..., fuse type: G / 5 x 20 / 5 x 25 / 5 x 30, nom. voltage: 250 V, nominal current: 6.3 A, number of positions: 1, connection method: Screw connection, Rated cross section: 4 mm^2, cross section: 0.2 mm^2 - 4 mm^2, mounting type: NS 35/7,5, NS 35/15, NS 32, color: black

Your advantages

- Versions with LED
- Large-surface marking
- Safety lever locked in end position

Commercial data

Item number	3004142
Packing unit	50 pc
Minimum order quantity	50 pc
Sales key	BE12
Product key	BE1234
GTIN	4017918090661
Weight per piece (including packing)	19.622 g
Weight per piece (excluding packing)	19.622 g
Customs tariff number	85369095
Country of origin	IN

Technical data

Notes

Order information:	Fuse-link not supplied as standard
Note regarding marking	For terminal marking, please use marking material with 8.2 mm pitch.
Note regarding marking	For lever marking, please use marking material with 6.2 mm pitch.

Product properties

Product type	Fuse terminal block
Number of positions	1
Number of connections	2
Number of rows	1
Potentials	1

Insulation characteristics

Overvoltage category	III
Degree of pollution	3

Electrical properties

Fuse type	Glass / ceramics / ...
Rated surge voltage	8 kV
Maximum power dissipation for nominal condition	1.02 W
Fuse	G / 5 x 20 / 5 x 25 / 5 x 30
LED voltage range	110 V AC/DC ... 250 V AC/DC
LED current range	0.5 mA ... 1 mA

Input data

LED voltage range	110 V AC/DC ... 250 V AC/DC

Connection data

Number of connections per level	2
Nominal cross section	4 mm²
Connection method	Screw connection
Screw thread	M3
Tightening torque	0.6 ... 0.8 Nm
Stripping length	8 mm
Internal cylindrical gage	A4
Connection in acc. with standard	IEC 60947-7-3
Conductor cross-section rigid	0.2 mm² ... 4 mm²
Cross section AWG	24 ... 12 (converted acc. to IEC)
Conductor cross-section flexible	0.2 mm² ... 4 mm²
Conductor cross-section, flexible [AWG]	24 ... 12 (converted acc. to IEC)
Conductor cross-section flexible (ferrule without plastic sleeve)	0.25 mm² ... 4 mm²

Flexible conductor cross-section (ferrule with plastic sleeve)	0.25 mm² ... 4 mm²
Cross-section with insertion bridge, rigid	4 mm²
Cross-section with insertion bridge, flexible	4 mm²
2 conductors with same cross section, rigid	0.2 mm² ... 1.5 mm²
2 conductors with same cross section, flexible	0.2 mm² ... 1.5 mm²
2 conductors with same cross section, flexible, with ferrule without plastic sleeve	0.25 mm² ... 1.5 mm²
2 conductors with the same cross section, flexible, with TWIN ferrule with plastic sleeve	0.5 mm² ... 1.5 mm²
Nominal cross section	4 mm²
Nominal current	6.3 A
Maximum load current	6.3 A (the current is determined by the fuse used)
Nominal voltage	250 V (the voltage is determined by the light indicator.)

Dimensions

Width	8.2 mm
Height	72.5 mm
Depth on NS 32	61.5 mm
Depth on NS 35/7,5	56.5 mm
Depth on NS 35/15	64 mm

Material specifications

Color	black (RAL 9005)
Flammability rating according to UL 94	V0
Insulating material group	I
Insulating material	PA
Temperature index of insulation material (DIN EN 60216-1 (VDE 0304-21))	125 °C
Relative insulation material temperature index (Elec., UL 746 B)	125 °C

Mechanical properties

Mechanical data

Open side panel	No

Environmental and real-life conditions

Oscillation/broadband noise

Specification	DIN EN 50155 (VDE 0115-200):2008-03
Spectrum	Long life test category 1, class B, body mounted
Frequency	f_1 = 5 Hz to f_2 = 150 Hz
ASD level	1.857 (m/s²)²/Hz
Acceleration	0.8g
Test duration per axis	5 h
Test directions	X-, Y- and Z-axis
Result	Test passed

Shocks

Specification	DIN EN 50155 (VDE 0115-200):2008-03
Pulse shape	Half-sine
Acceleration	5g
Shock duration	30 ms
Number of shocks per direction	3
Test directions	X-, Y- and Z-axis (pos. and neg.)
Result	Test passed

Ambient conditions

Ambient temperature (operation)	-60 °C ... 110 °C (Operating temperature range incl. self-heating; for max. short-term operating temperature, see RTI Elec.)
Ambient temperature (storage/transport)	-25 °C ... 60 °C (for a short time, not exceeding 24 h, -60 °C to +70 °C)
Ambient temperature (assembly)	-5 °C ... 70 °C
Ambient temperature (actuation)	-5 °C ... 70 °C
Permissible humidity (operation)	20 % ... 90 %
Permissible humidity (storage/transport)	30 % ... 70 %

Standards and regulations

Connection in acc. with standard	IEC 60947-7-3

Mounting

Mounting type	NS 35/7,5
	NS 35/15
	NS 32

Drawings

Application drawing

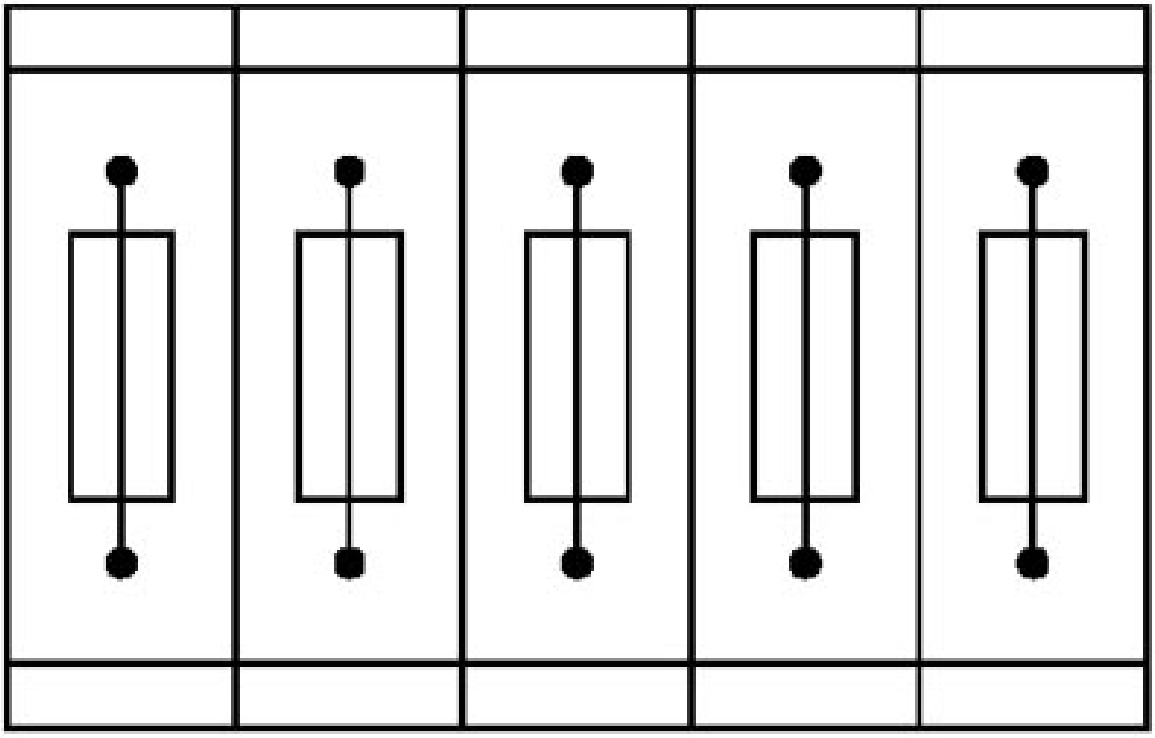

Fuse terminal blocks in interconnected arrangement,
block consisting of 5 fuse terminal blocks

Application drawing

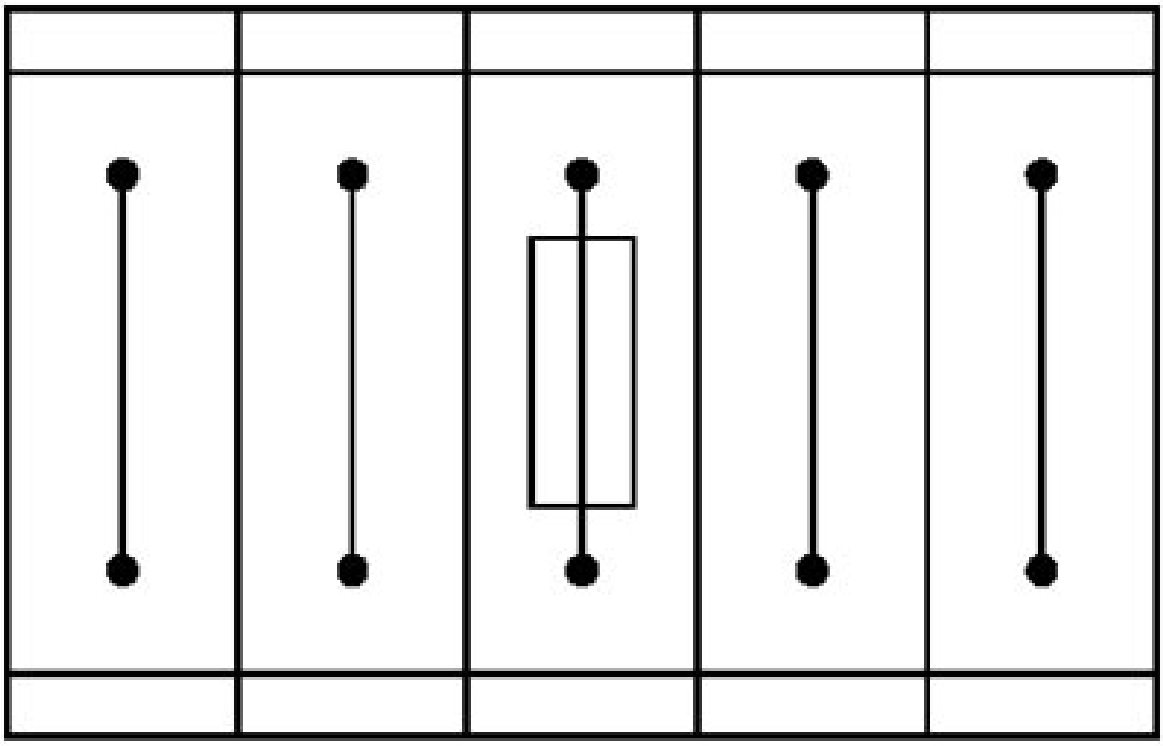

Fuse terminal block in single arrangement,
block consisting of one fuse terminal block and 4 feed-through terminal blocks

Circuit diagram

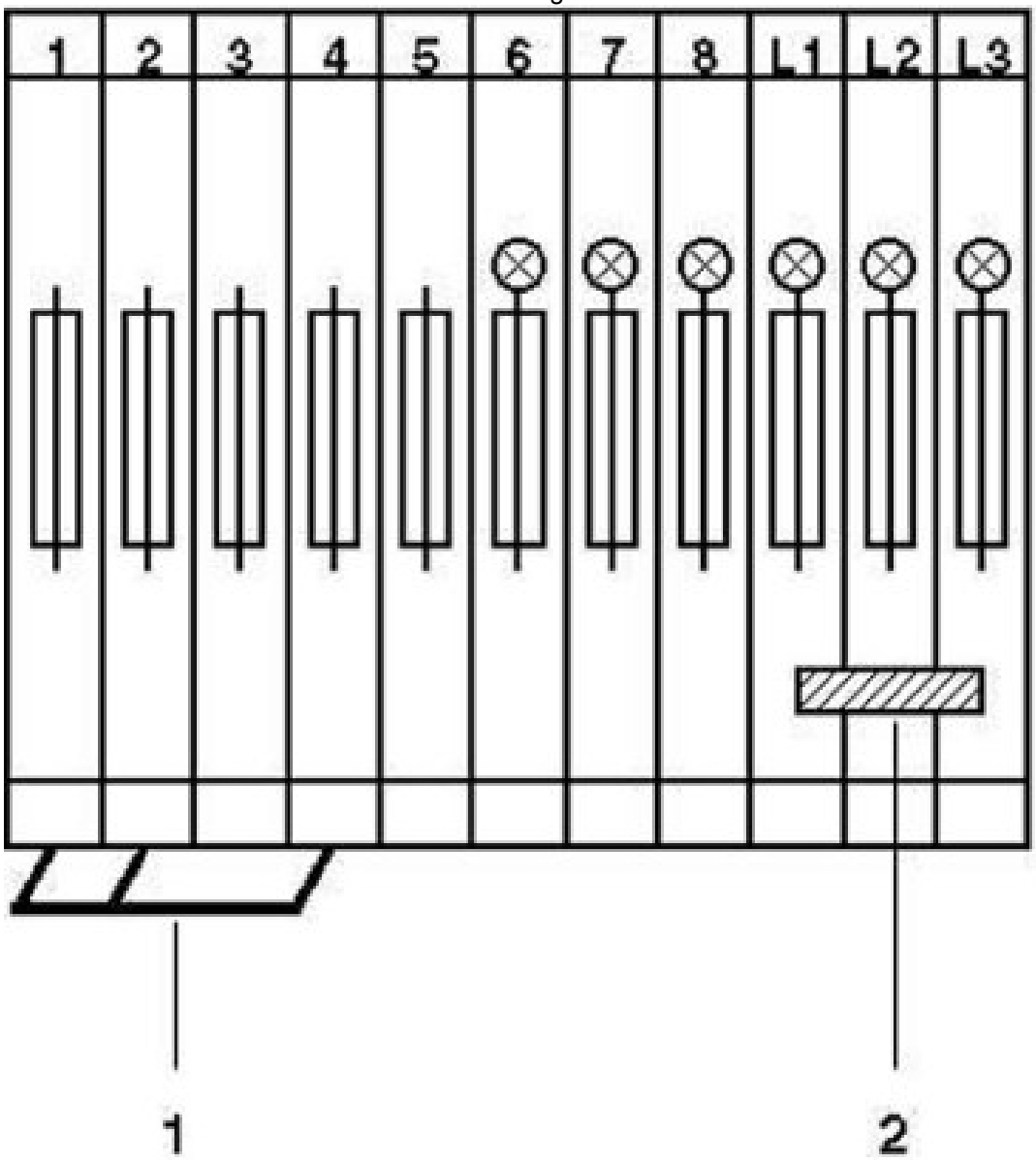

1 = insertion bridge
2 = fixed bridge

Approvals

To download certificates, visit the product detail page: https://www.phoenixcontact.com/us/products/3004142

CSA
Approval ID: 13631

	Nominal voltage U_N	Nominal current I_N	Cross section AWG	Cross section mm^2
B				
	600 V	6.3 A	28 - 10	-
C				
	600 V	6.3 A	28 - 10	-

cULus Recognized
Approval ID: E60425

	Nominal voltage U_N	Nominal current I_N	Cross section AWG	Cross section mm^2
B				
	600 V	12 A	26 - 10	-
C				
	600 V	12 A	26 - 10	-
F				
	600 V	12 A	26 - 10	-

EAC
Approval ID: KZ7500651131219505

Classifications

ECLASS

ECLASS-13.0	27250113
ECLASS-15.0	27250113

ETIM

ETIM 10.0	EC000899

UNSPSC

UNSPSC 21.0	39121400

Environmental product compliance

EU RoHS

Fulfills EU RoHS substance requirements	Yes
Exemption	6(c)

China RoHS

Environment friendly use period (EFUP)	EFUP-50
	An article-related China RoHS declaration table can be found in the download area for the respective article under "Manufacturer declaration". For all articles with EFUP-E, no China RoHS declaration table issued and required.

EU REACH SVHC

REACH candidate substance (CAS No.)	Lead(CAS: 7439-92-1)
SCIP	15ff343b-8adc-4f4d-8bc1-e542fa4ebc0d

Phoenix Contact 2026 © - all rights reserved
https://www.phoenixcontact.com

Phoenix Contact USA
586 Fulling Mill Road
Middletown, PA 17057, United States
(+717) 944-1300
info@phoenixcon.com