# UK 5-HESILED 24 N - Fuse modular terminal block

3000540

https://www.phoenixcontact.com/us/products/3000540

Please be informed that the data shown in this PDF document is generated from our online catalog. Please find the complete data in the user documentation. Our general terms of use for downloads are valid.



Fuse modular terminal block, fuse type: Glass / ceramics / ..., fuse type: G / 5 x 20, nom. voltage: 24 V, nominal current: 6.3 A, number of positions: 1, connection method: Screw connection, Rated cross section: 1.5 $mm^2$, cross section: 0.2 $mm^2$- 6 $mm^2$, mounting type: NS 35/7,5, NS 35/15, NS 32, color: black

## Commercial data

| | |
|---|---|
| Item number | 3000540 |
| Packing unit | 50 pc |
| Minimum order quantity | 50 pc |
| Sales key | BE12 |
| Product key | BE1234 |
| GTIN | 4046356676038 |
| Weight per piece (including packing) | 14.35 g |
| Weight per piece (excluding packing) | 14.35 g |
| Customs tariff number | 85369095 |
| Country of origin | CN |

## Technical data

### Notes

| | |
|---|---|
| Order information: | Fuse-link not supplied as standard |
| Note regarding marking | For terminal marking, please use marking material with 8.2 mm pitch. |
| Note regarding marking | For lever marking, please use marking material with 6.2 mm pitch. |

### Product properties

| | |
|---|---|
| Product type | Fuse terminal block |
| Number of positions | 1 |
| Number of connections | 2 |
| Number of rows | 1 |
| Potentials | 1 |

Insulation characteristics

| | |
|---|---|
| Overvoltage category | III |
| Degree of pollution | 3 |

### Electrical properties

| | |
|---|---|
| Fuse type | Glass / ceramics / ... |
| Rated surge voltage | 6 kV |
| Maximum power dissipation for nominal condition | 1.02 W |
| Fuse | G / 5 x 20 |
| LED voltage range | 12 V AC/DC ... 30 V AC/DC |
| LED current range | 0.7 mA ... 1.95 mA |
| Maximum power dissipation | max. 1.6 W (with single arrangement of the fuse terminal block in the event of overload) |
| | max. 1.6 W (With interconnected arrangement of several fuse terminal blocks in the event of overload) |
| | max. 4 W (with single arrangement of the fuse terminal block in the event of a short-circuit) |
| | max. 2.5 W (With interconnected arrangement of several fuse terminal blocks in the event of a short-circuit) |

### Input data

| | |
|---|---|
| LED voltage range | 12 V AC/DC ... 30 V AC/DC |

### Connection data

| | |
|---|---|
| Number of connections per level | 2 |
| Nominal cross section | 4 mm² |

Level 1 above 1 below 1

| | |
|---|---|
| Connection method | Screw connection |
| Screw thread | M3 |

| | |
|---|---|
| Tightening torque | 0.6 ... 0.8 Nm |
| Stripping length | 8 mm |
| Internal cylindrical gage | A4 |
| Connection in acc. with standard | IEC 60947-7-3 |
| Conductor cross-section rigid | 0.2 mm² ... 6 mm² |
| Cross section AWG | 24 ... 10 (converted acc. to IEC) |
| Conductor cross-section flexible | 0.2 mm² ... 4 mm² |
| Conductor cross-section, flexible [AWG] | 24 ... 12 (converted acc. to IEC) |
| Conductor cross-section flexible (ferrule without plastic sleeve) | 0.25 mm² ... 4 mm² |
| Flexible conductor cross-section (ferrule with plastic sleeve) | 0.25 mm² ... 2.5 mm² |
| Conductor cross-section flexible (2 conductors with the same cross-section, with TWIN ferrule and plastic sleeve) | 0.5 mm² ... 1.5 mm² |
| Cross-section with insertion bridge, rigid | 4 mm² |
| Cross-section with insertion bridge, flexible | 4 mm² |
| 2 conductors with same cross section, rigid | 0.2 mm² ... 1.5 mm² |
| 2 conductors with same cross section, flexible | 0.2 mm² ... 1.5 mm² |
| 2 conductors with same cross section, flexible, with ferrule without plastic sleeve | 0.25 mm² ... 1.5 mm² |
| 2 conductors with the same cross section, flexible, with TWIN ferrule with plastic sleeve | 0.5 mm² ... 2.5 mm² |
| Nominal cross section | 1.5 mm² |
| Nominal current | 6.3 A |
| Maximum load current | 6.3 A (the current is determined by the fuse used) |
| Nominal voltage | 24 V |

## Dimensions

| | |
|---|---|
| Width | 8.2 mm |
| End cover width | 2.2 mm |
| Height | 58 mm |
| Depth on NS 32 | 55 mm |
| Depth on NS 35/7,5 | 50 mm |
| Depth on NS 35/15 | 57.6 mm |

## Material specifications

| | |
|---|---|
| Color | black (RAL 9005) |
| Flammability rating according to UL 94 | V0 |
| Insulating material group | I |
| Insulating material | PA |
| Static insulating material application in cold | -60 °C |
| Temperature index of insulation material (DIN EN 60216-1 (VDE 0304-21)) | 130 °C |
| Relative insulation material temperature index (Elec., UL 746 B) | 130 °C |
| Fire protection for rail vehicles (DIN EN 45545-2) R22 | HL 1 - HL 3 |
| Fire protection for rail vehicles (DIN EN 45545-2) R23 | HL 1 - HL 3 |
| Fire protection for rail vehicles (DIN EN 45545-2) R24 | HL 1 - HL 3 |

| | |
|---|---|
| Fire protection for rail vehicles (DIN EN 45545-2) R26 | HL 1 - HL 3 |
| Calorimetric heat release NFPA 130 (ASTM E 1354) | 28 MJ/kg |
| Surface flammability NFPA 130 (ASTM E 162) | passed |
| Specific optical density of smoke NFPA 130 (ASTM E 662) | passed |
| Smoke gas toxicity NFPA 130 (SMP 800C) | passed |

## Mechanical properties

Mechanical data

| | |
|---|---|
| Open side panel | Yes |

## Environmental and real-life conditions

Ambient conditions

| | |
|---|---|
| Ambient temperature (operation) | -60 °C ... 110 °C (Operating temperature range incl. self-heating; for max. short-term operating temperature, see RTI Elec.) |
| Ambient temperature (storage/transport) | -25 °C ... 60 °C (for a short time, not exceeding 24 h, -60 °C to +70 °C) |
| Ambient temperature (assembly) | -5 °C ... 70 °C |
| Ambient temperature (actuation) | -5 °C ... 70 °C |
| Permissible humidity (operation) | 20 % ... 90 % |
| Permissible humidity (storage/transport) | 30 % ... 70 % |

## Standards and regulations

| | |
|---|---|
| Connection in acc. with standard | IEC 60947-7-3 |

## Mounting

| | |
|---|---|
| Mounting type | NS 35/7,5 |
| | NS 35/15 |
| | NS 32 |

## Drawings

Application drawing

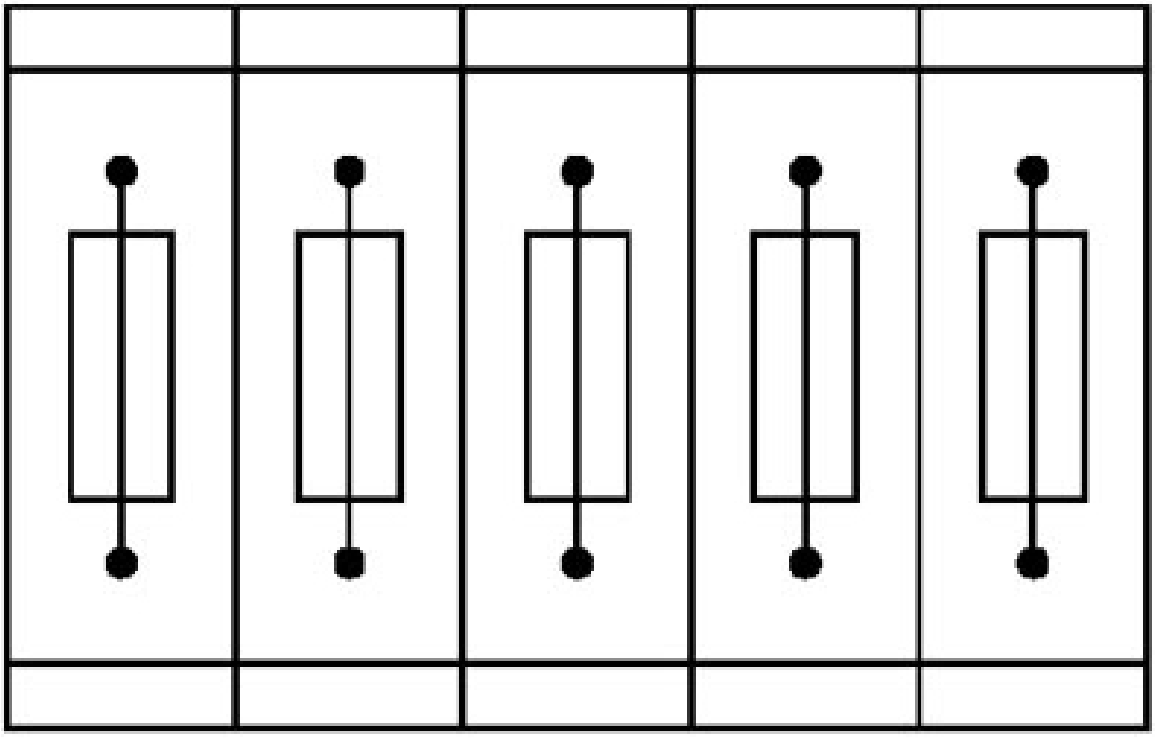

Fuse terminal blocks in interconnected arrangement,
block consisting of 5 fuse terminal blocks

Application drawing

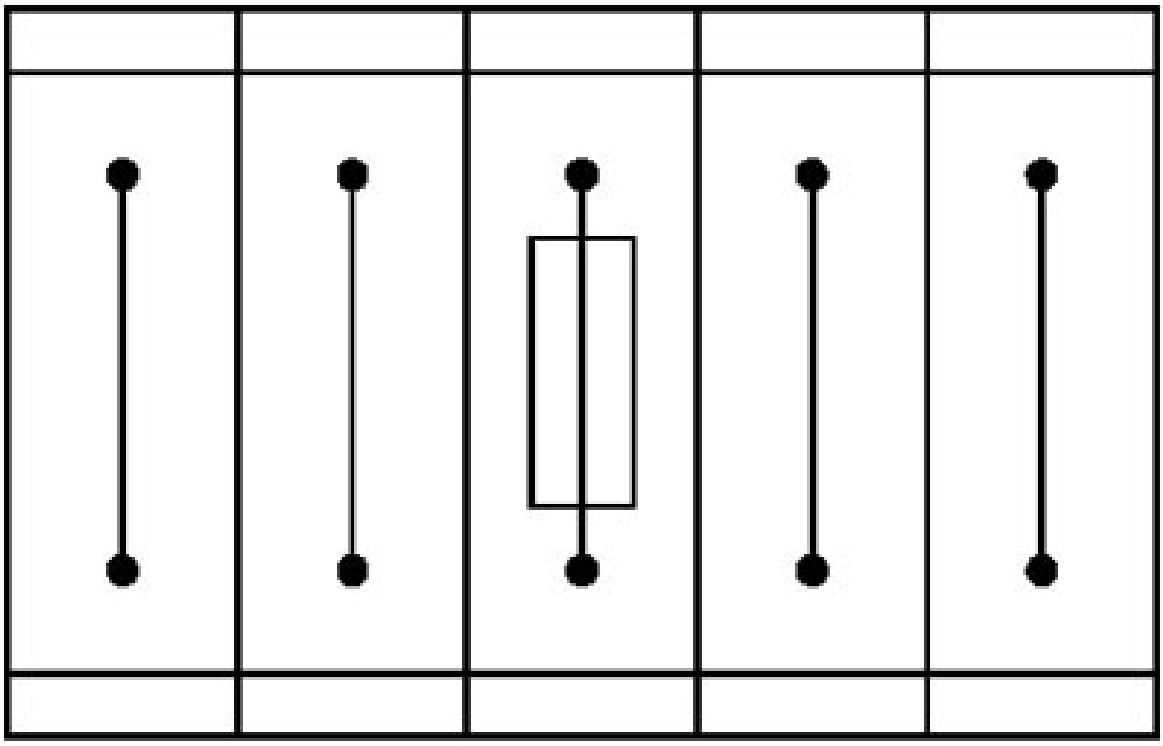

Fuse terminal block in single arrangement,
block consisting of one fuse terminal block and 4 feed-through terminal blocks

Circuit diagram

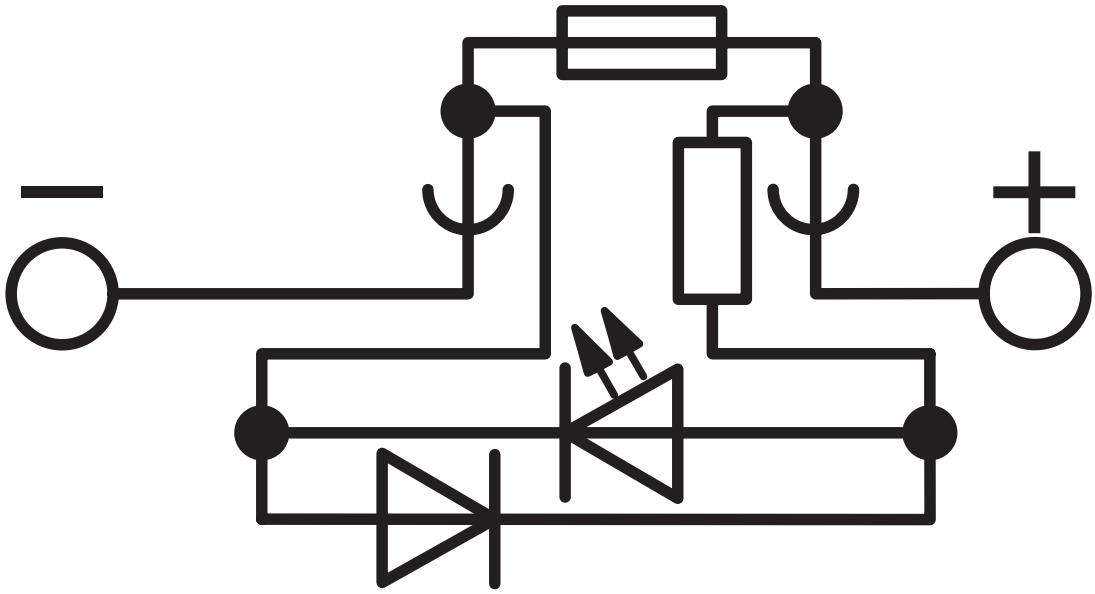

## Approvals

To download certificates, visit the product detail page: https://www.phoenixcontact.com/us/products/3000540

**cULus Recognized**
Approval ID: E60425

| | Nominal voltage $U_N$ | Nominal current $I_N$ | Cross section AWG | Cross section $mm^2$ |
|---|---|---|---|---|
| B | | | | |
| | 600 V | 16 A | 26 - 10 | - |
| C | | | | |
| | 600 V | 16 A | 26 - 10 | - |
| F | | | | |
| | 800 V | 16 A | 26 - 10 | - |

**EAC**
Approval ID: KZ7500651131219505

## Classifications

### ECLASS

| | |
|---|---|
| ECLASS-13.0 | 27250113 |
| ECLASS-15.0 | 27250113 |

### ETIM

| | |
|---|---|
| ETIM 10.0 | EC000899 |

### UNSPSC

| | |
|---|---|
| UNSPSC 21.0 | 39121400 |

## Environmental product compliance

EU RoHS

| | |
|---|---|
| Fulfills EU RoHS substance requirements | Yes, No exemptions |

China RoHS

| | |
|---|---|
| Environment friendly use period (EFUP) | EFUP-E |
| | No hazardous substances above the limits |

EU REACH SVHC

| | |
|---|---|
| REACH candidate substance (CAS No.) | No substance above 0.1 wt% |


Phoenix Contact 2026 © - all rights reserved
https://www.phoenixcontact.com



Phoenix Contact USA
586 Fulling Mill Road
Middletown, PA 17057, United States
(+717) 944-1300
info@phoenixcon.com