# REL-MR- 24DC/21AU - Single relay

2961121

https://www.phoenixcontact.com/us/products/2961121

Please be informed that the data shown in this PDF document is generated from our online catalog. Please find the complete data in the user documentation. Our general terms of use for downloads are valid.




Plug-in miniature power relay, with multi-layer gold contact, 1 changeover contact, input voltage 24 V DC

## Your advantages

- Safe isolation between coil and contact side
- High degree of protection up to RT III depending on type (wash-proof)
- Power contacts up to 6 A

## Commercial data

| | |
|---|---|
| Item number | 2961121 |
| Packing unit | 10 pc |
| Minimum order quantity | 10 pc |
| Sales key | C460 |
| Product key | DK6922 |
| GTIN | 4017918130879 |
| Weight per piece (including packing) | 6.6 g |
| Weight per piece (excluding packing) | 6.525 g |
| Customs tariff number | 85364900 |
| Country of origin | CZ |

# Technical data

## Product properties

| | |
|---|---|
| Product type | Single relay |
| Set comprises | 2903368 RIF-0-RPT-24DC/21AU |
| | 2903359 RIF-0-RPT-24DC/ 1AU |
| Operating mode | 100% operating factor |
| Mechanical service life | 2x $10^7$ cycles |

### Insulation characteristics

| | |
|---|---|
| Overvoltage category | III |
| Pollution degree | 3 |

### Data management status

| | |
|---|---|
| Date of last data management | 03.07.2026 |

## Electrical properties

| | |
|---|---|
| Maximum power dissipation for nominal condition | 0.17 W |
| Test voltage (Winding/contact) | 4 kV AC (50 Hz, 1 min., winding/contact) |

## Input data

### Coil side

| | |
|---|---|
| Nominal input voltage $U_N$ | 24 V DC |
| Input voltage range | 14.4 V DC ... 66 V DC |
| Input voltage range in reference to $U_N$ | see diagram |
| Drive and function | monostable |
| Drive (polarity) | non-polarized |
| Typical input current at $U_N$ | 7 mA |
| Typical response time | 5 ms |
| Typical release time | 2.5 ms |
| Coil resistance | 3390 Ω ±10 % (at 20 °C) |

## Output data

### Switching

| | |
|---|---|
| Contact switching type | 1 changeover contact |
| Type of switch contact | Single contact |
| Contact material | AgSnO, hard gold-plated |
| Maximum switching voltage | 30 V AC |
| | 36 V DC |
| Minimum switching voltage | 100 mV (at 10 mA) |
| Limiting continuous current | 50 mA |
| Maximum inrush current | 50 mA |
| Min. switching current | 1 mA (at 24 V) |

| | |
|---|---|
| Interrupting rating (ohmic load) max. | 1.2 W (at 24 V DC) |

Switching: when the gold layer is destroyed

| | |
|---|---|
| Note | the following values are applicable if a gold layer is destroyed |
| Contact material | AgSnO |
| Maximum switching voltage | 250 V AC |
| Minimum switching voltage | 5 V (at 100 mA) |
| Limiting continuous current | 6 A |
| Min. switching current | 10 mA (at 12 V) |
| Interrupting rating (ohmic load) max. | 140 W (at 24 V DC) |
| | 20 W (at 48 V DC) |
| | 18 W (at 60 V DC) |
| | 23 W (at 110 V DC) |
| | 40 W (at 220 V DC) |
| | 1500 VA (for 250 V AC) |
| Switching capacity | 2 A (at 24 V, DC13) |
| | 0.2 A (at 110 V, DC13) |
| | 0.1 A (at 220 V, DC13) |
| | 3 A (at 24 V, AC15) |
| | 3 A (at 120 V, AC15) |
| | 3 A (at 230 V, AC15) |

## Connection data

| | |
|---|---|
| Connection method | Plug / solder connection |

## Dimensions

Item dimensions

| | |
|---|---|
| Width | 5 mm |
| Height | 28 mm |
| Depth | 15 mm |

## Material specifications

| | |
|---|---|
| Color | white (RAL 9010) |

## Environmental and real-life conditions

Ambient conditions

| | |
|---|---|
| Degree of protection | RT III |
| Ambient temperature (operation) | -40 °C ... 85 °C |
| Ambient temperature (storage/transport) | -40 °C ... 85 °C |

## Approvals

Corrosive gas test

| | |
|---|---|
| Identification | ISA-S71.04. G3 Harsh Group |
| | EN 60068-2-60 |

## Standards and regulations

| | |
|---|---|
| Standards/regulations | IEC 60664 |
| | EN 50178 |
| | EN 61810-1 |

## Mounting

| | |
|---|---|
| Assembly note | in rows with zero spacing |
| Mounting position | any |

## Drawings

Dimensional drawing

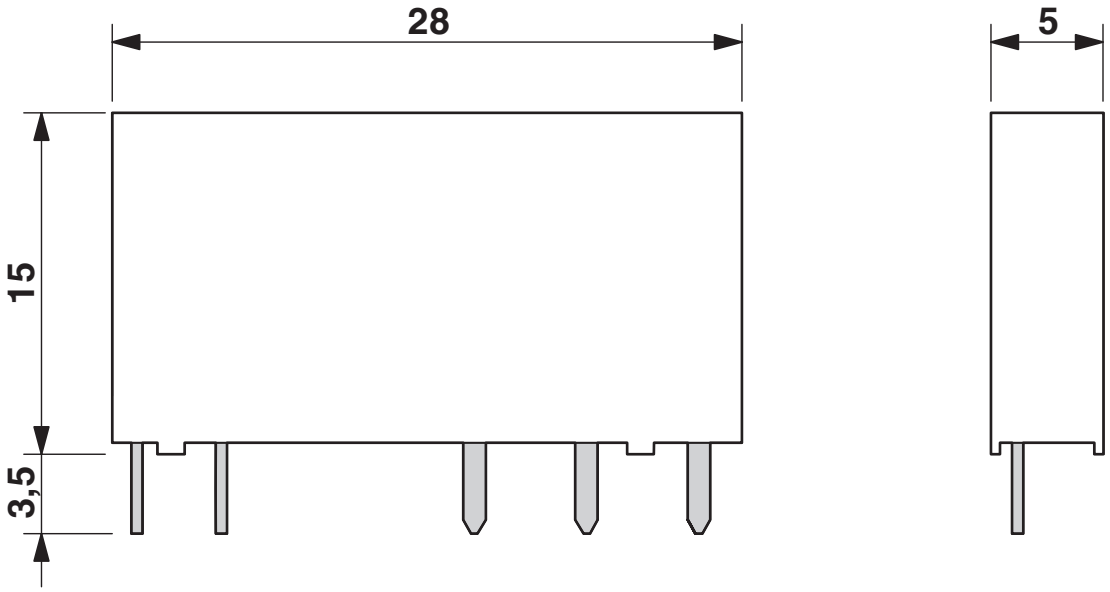


Diagram

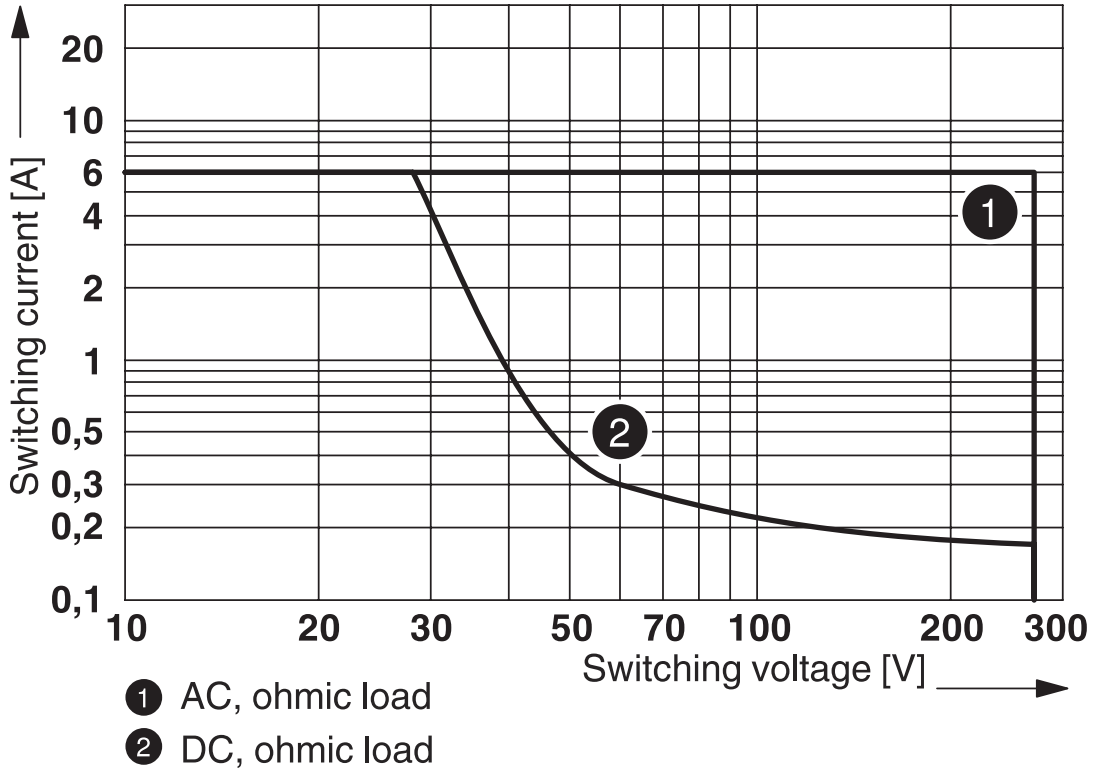


Interrupting rating

Diagram

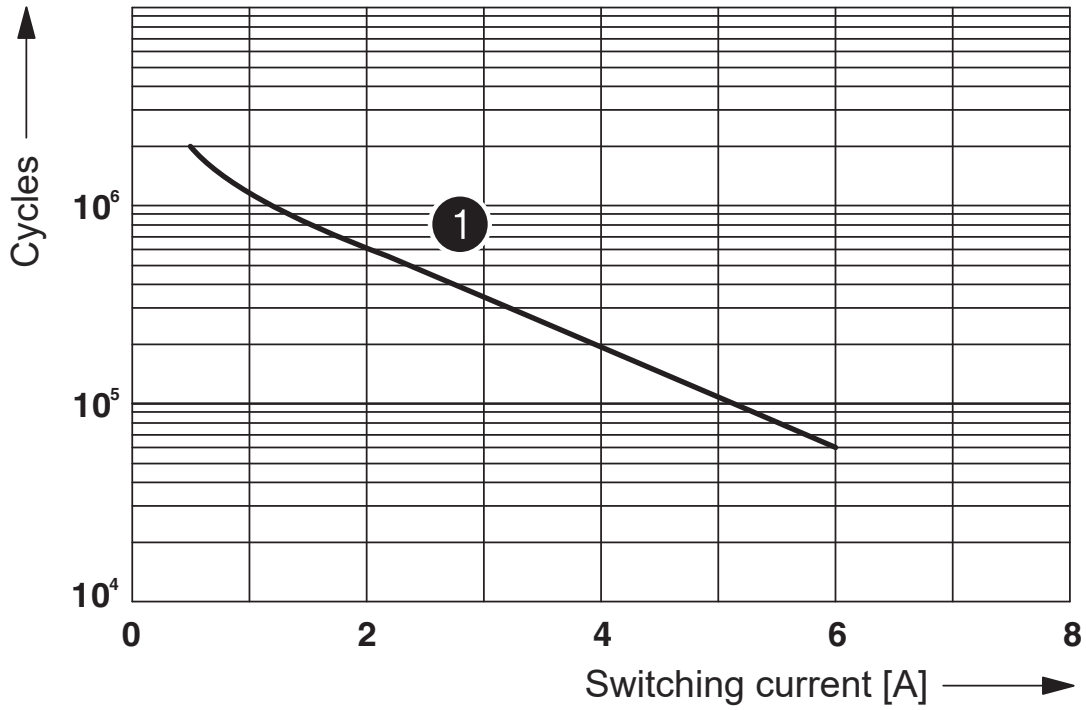


1 250 V AC, ohmic load

Electrical service life

Diagram

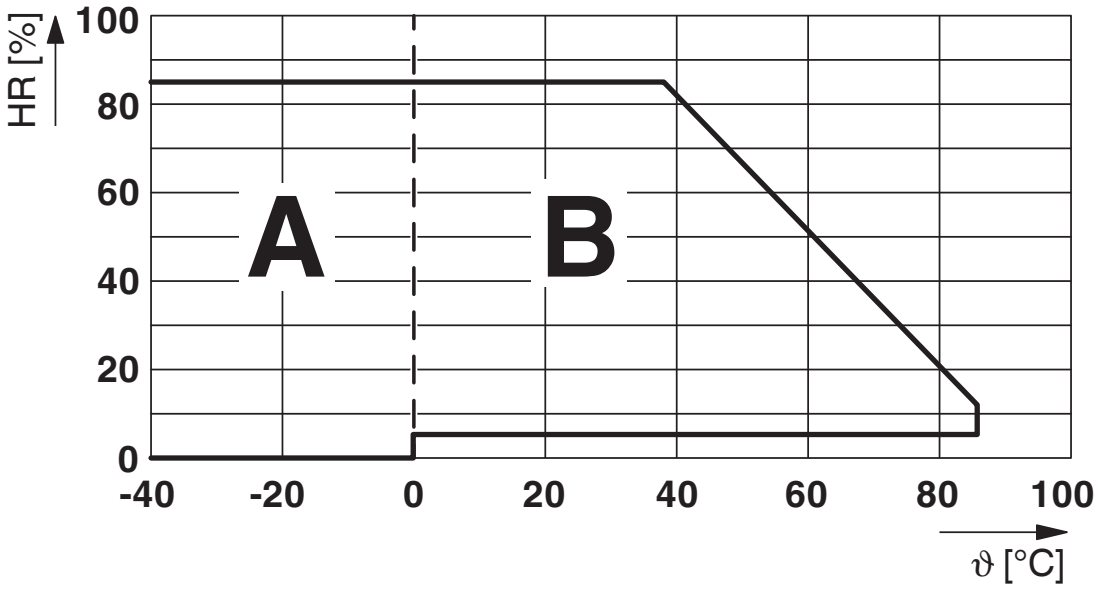


Permissible humidity for operation and storage.
The maximum permissible ambient temperature as specified in the data sheet must be observed.

Area A: Ice buildup at ambient temperatures ≤ 0°C must be prevented
Area B: Condensation at ambient temperatures > 0°C must be prevented

On 30 full days that are naturally distributed across an entire year, a humidity level of 95% is permissible at an ambient temperature ≤ 25°C.

Circuit diagram

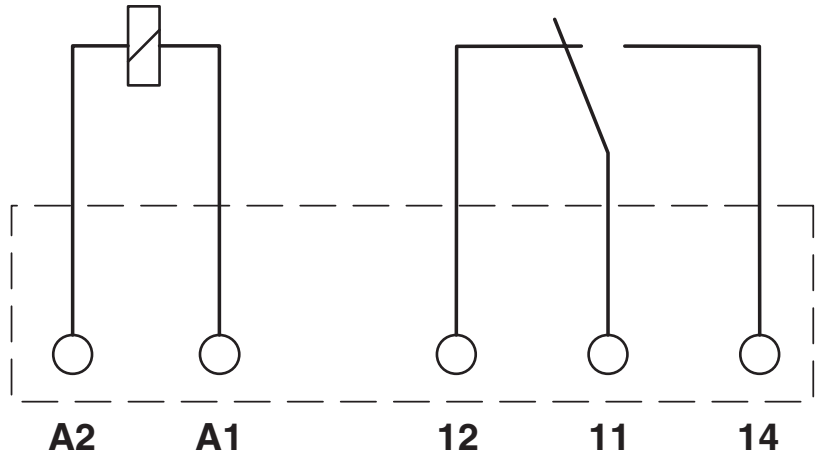

Drilling plan/solder pad geometry

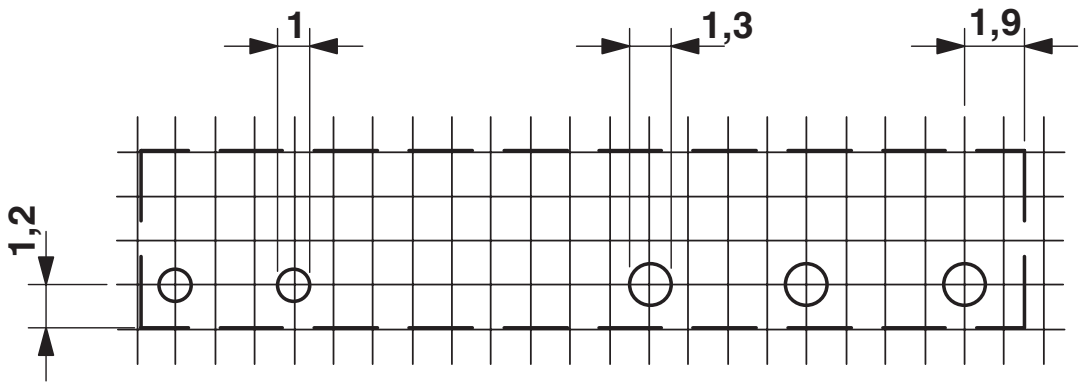


View from below

a = grid spacing 1.25 mm and 1.27 mm

## Approvals

To download certificates, visit the product detail page: https://www.phoenixcontact.com/us/products/2961121

**cUL Recognized**
Approval ID: FILE E 172140

**UL Recognized**
Approval ID: FILE E 172140

**UL Recognized**
Approval ID: FILE E 172140

**VDE Zeichengenehmigung**
Approval ID: 40032864

**VDE Zeichengenehmigung**
Approval ID: 40054426

**cUL Recognized**
Approval ID: FILE E 172140

**VDE Zeichengenehmigung**
Approval ID: 40010212

**cUL Recognized**
Approval ID: FILE E 172140

**UL Recognized**
Approval ID: FILE E 172140

## Classifications

### ECLASS

| | |
|---|---|
| ECLASS-13.0 | 27371601 |
| ECLASS-15.0 | 27371601 |

### ETIM

| | |
|---|---|
| ETIM 10.0 | EC001437 |

### UNSPSC

| | |
|---|---|
| UNSPSC 21.0 | 39122300 |

## Environmental product compliance

EU RoHS

| | |
|---|---|
| Fulfills EU RoHS substance requirements | Yes, No exemptions |

China RoHS

| | |
|---|---|
| Environment friendly use period (EFUP) | EFUP-E |
| | No hazardous substances above the limits |

EU REACH SVHC

| | |
|---|---|
| REACH candidate substance (CAS No.) | No substance above 0.1 wt% |

EF3.1 Climate Change

| | |
|---|---|
| CO2e kg | 0.261 kg CO2e |


Phoenix Contact 2026 © - all rights reserved
https://www.phoenixcontact.com



Phoenix Contact USA
586 Fulling Mill Road
Middletown, PA 17057, United States
(+717) 944-1300
info@phoenixcon.com