

ILB IB 24 DI16 DO16 - I/O module



2862385

<https://www.phoenixcontact.com/us/products/2862385>

Please be informed that the data shown in this PDF document is generated from our online catalog. Please find the complete data in the user documentation. Our general terms of use for downloads are valid.

Inline, Block IO, INTERBUS, Inline shield connector, Digital inputs: 16, 24 V DC, connection technology: 3-conductor, Digital outputs: 16, 24 V DC, connection technology: 3-conductor, degree of protection: IP20, including Inline connector



Your advantages


- 16 digital inputs
- 16 digital outputs
- Maximum permissible load current per sensor: 125 mA
- Maximum permissible load current from the terminal: 2 A
- Nominal current per output: 500 mA
- Total current of the terminal: 8 A
- Diagnostic and status indicators

Commercial data

Item number	2862385
Packing unit	1 pc
Sales key	DR01
Product key	DRI1A1
GTIN	4017918923860
Weight per piece (including packing)	548.1 g
Weight per piece (excluding packing)	500 g
Customs tariff number	85389091
Country of origin	DE

Technical data

Dimensions

Dimensional drawing	
Width	156 mm
Height	141 mm
Depth	57 mm
Note on dimensions	Specifications with connectors

Material specifications

Color	green
-------	-------

Interfaces

INTERBUS

Connection method	Inline shield connector
Transmission speed	500 kbps

Input data

Digital:

Input name	Digital inputs
Description of the input	IEC 61131-2 type 1
Number of inputs	16
Connection method	Spring-cage connection
Connection technology	3-conductor
Input voltage	24 V DC
Input voltage range "0" signal	-30 V DC ... 5 V DC
Input voltage range "1" signal	15 V DC ... 30 V DC
Nominal input voltage U_{IN}	24 V DC
Nominal input current at U_{IN}	5 mA
Total sensor current	max. 2 A
Typical response time	approx. 500 μ s
Protective circuit	Short-circuit protection, overload protection of the sensor supply

Output data

Digital:

Output name	Digital outputs
-------------	-----------------

ILB IB 24 DI16 DO16 - I/O module



2862385

<https://www.phoenixcontact.com/us/products/2862385>

Connection method	Spring-cage connection
Connection technology	3-conductor
Number of outputs	16
Protective circuit	Short-circuit and overload protection
Output voltage	24 V DC
Maximum output current per channel	500 mA
Maximum output current per module / terminal block	8 A
Maximum output current per module	8 A
Nominal output voltage	24 V DC
Nominal load, inductive	12 VA
Nominal load, lamp	12 W
Nominal load, ohmic	12 W

Product properties

Product type	I/O component
Product family	Inline
Type	Block design
Scope of supply	including Inline connector
No. of channels	32

Electrical properties

Potentials: Communications power (U_L)

Supply voltage	24 V DC
Supply voltage range	19.2 V DC ... 30 V DC (including all tolerances, including ripple)
Power supply	max. 8 A
Current draw	80 mA

Potentials

Power supply	max. 8 A
Current draw	2 A

Potentials: Power supply to the actuator (U_{A1})

Supply voltage	24 V DC
Supply voltage range	19.2 V DC ... 30 V DC (including all tolerances, including ripple)
Power supply	max. 8 A
Current draw	4 A

Potentials: Power supply to the actuator (U_{A2})

Supply voltage	24 V DC
Supply voltage range	19.2 V DC ... 30 V DC (including all tolerances, including ripple)
Power supply	max. 8 A
Current draw	4 A

Potentials

Power supply	max. 8 A
--------------	----------

ILB IB 24 DI16 DO16 - I/O module



2862385

<https://www.phoenixcontact.com/us/products/2862385>

Current draw	80 mA
--------------	-------

Potentials

Power supply	max. 8 A
Current draw	2 A

Electrical isolation/isolation of the voltage ranges

Test voltage: I/Os / incoming remote bus	500 V AC, 50 Hz, 1 min
Test voltage: I/Os / outgoing remote bus	500 V AC, 50 Hz, 1 min
Test voltage: I/O area / FE	500 V AC, 50 Hz, 1 min
Test voltage: Incoming remote bus / FE	500 V AC, 50 Hz, 1 min
Test voltage: Outgoing remote bus / FE	500 V AC, 50 Hz, 1 min
Test voltage: Incoming remote bus / outgoing remote bus	500 V AC, 50 Hz, 1 min

Connection data

Connection technology

Connection name	Inline connector
-----------------	------------------

Inline connector

Connection method	Spring-cage connection
Conductor cross-section, rigid	0.08 mm ² ... 1.5 mm ²
Conductor cross-section, flexible	0.08 mm ² ... 1.5 mm ²
Conductor cross-section AWG	28 ... 16
Stripping length	8 mm

Environmental and real-life conditions

Ambient conditions

Ambient temperature (operation)	-25 °C ... 60 °C
Degree of protection	IP20
Air pressure (operation)	80 kPa ... 108 kPa (up to 2000 m above sea level)
Air pressure (storage/transport)	66 kPa ... 108 kPa (up to 3500 m above sea level)
Ambient temperature (storage/transport)	-25 °C ... 85 °C
Permissible humidity (operation)	max. 85 % (non-condensing)
Permissible humidity (storage/transport)	95 % (non-condensing)

Standards and regulations

Protection class	III (IEC 61140, EN 61140, VDE 0140-1)
Noise emission	Class B (residential)

Mounting

Mounting type	NS 35/7,5
	DIN rail mounting

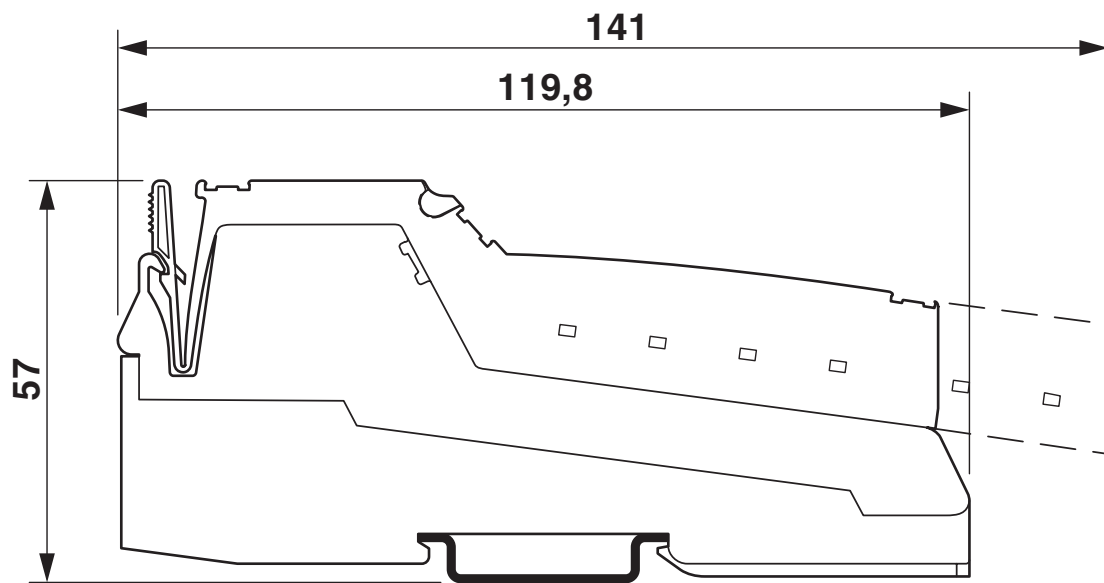
ILB IB 24 DI16 DO16 - I/O module

2862385

<https://www.phoenixcontact.com/us/products/2862385>

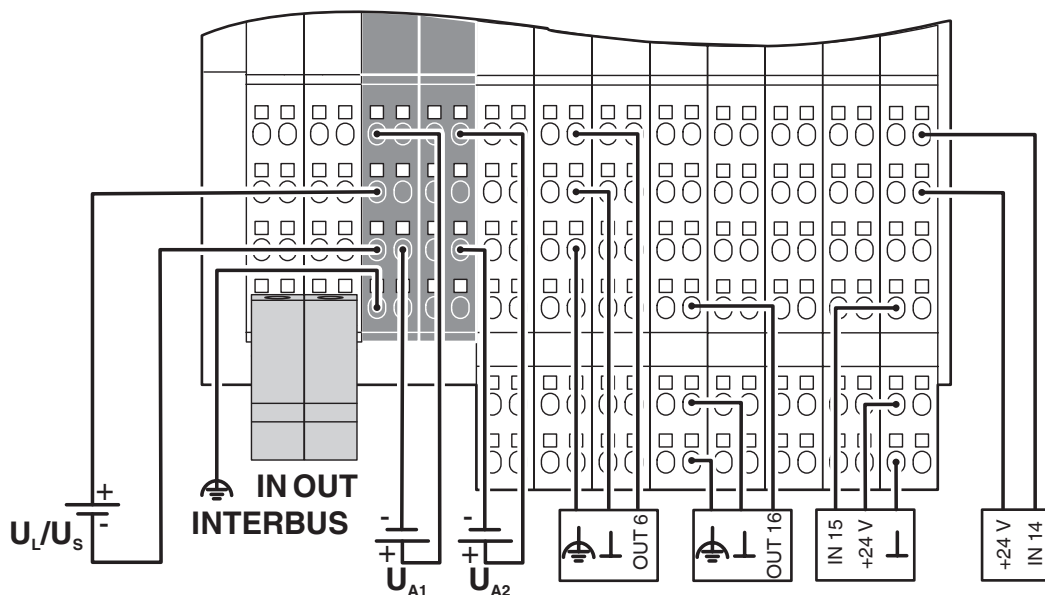
Drawings

Dimensional drawing

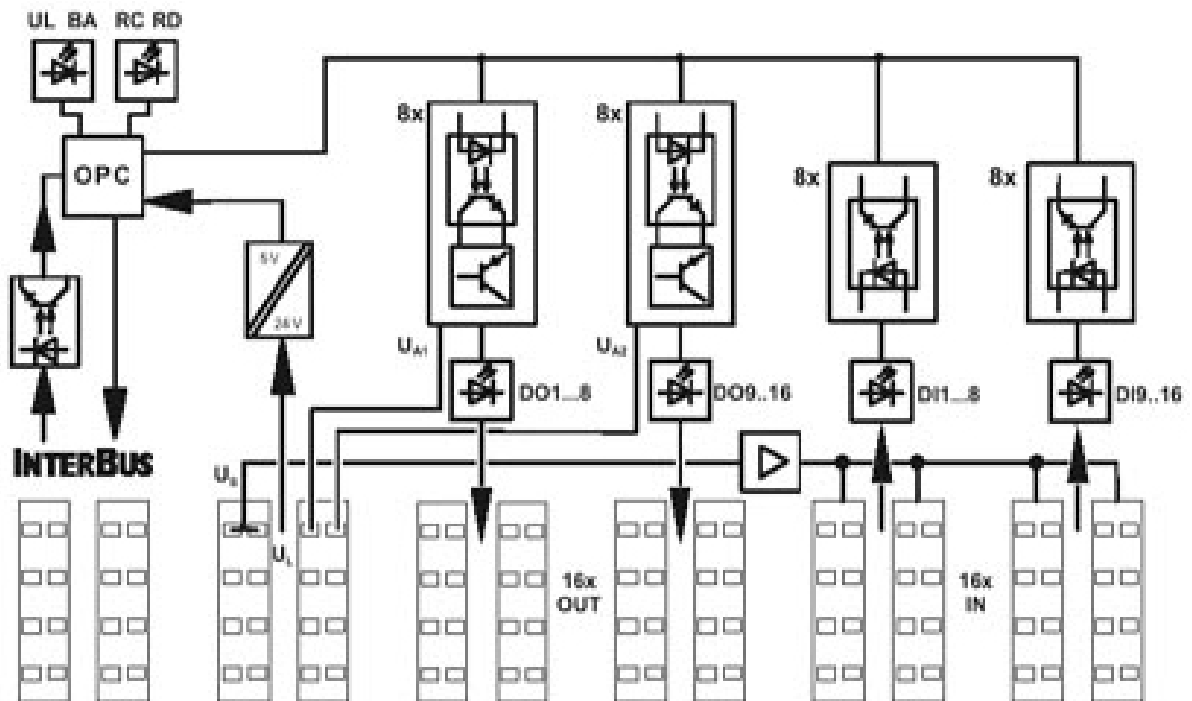


The figure shows the general dimensional drawing of the Inline Block IO product family

Connection diagram



Block diagram



ILB IB 24 DI16 DO16 - I/O module

2862385

<https://www.phoenixcontact.com/us/products/2862385>



Classifications

UNSPSC

UNSPSC 21.0	32151600
-------------	----------

2862385

<https://www.phoenixcontact.com/us/products/2862385>

Environmental product compliance

EU RoHS

Fulfills EU RoHS substance requirements	Yes
Exemption	7(a), 7(c)-I

China RoHS

Environment friendly use period (EFUP)	EFUP-E
	No hazardous substances above the limits

EU REACH SVHC

REACH candidate substance (CAS No.)	Lead(CAS: 7439-92-1)
-------------------------------------	----------------------

Phoenix Contact 2026 © - all rights reserved

<https://www.phoenixcontact.com>

Phoenix Contact USA
586 Fulling Mill Road
Middletown, PA 17057, United States
(+717) 944-1300
info@phoenixcon.com