IB IL SSI-IN-PAC - Function module

2819574

https://www.phoenixcontact.com/us/products/2819574

Please be informed that the data shown in this PDF document is generated from our online catalog. Please find the complete data in the user documentation. Our general terms of use for downloads are valid.

CRA-READY



Inline measurement terminal block for absolute encoders, complete with accessories (connector and labeling field), 1 input for absolute rotation or position measurement systems, with SSI interface

Product description

The terminal is designed for use within an Inline station. The terminal block is used to acquire the data from absolute encoders with SSI interface up to 25 bits (single-turn, multi-turn, or length measuring systems). It supports encoders with gray and binary codes and thereby also converts gray code into binary code.

Your advantages

- 1 single or multiturn encoder with up to 25 bit resolution can be connected
- Transmission frequency up to 1 MHz
- Shield connection
- 5 V encoder supply including monitoring
- Parity monitoring
- Rotation can be reversed
- Gray or binary code

ELEKTROGERÄTE RÜCKNAHME

Commercial data

Item number	2819574
Packing unit	1 pc
Minimum order quantity	1 pc
Sales key	DR01
Product key	DRI161
GTIN	4017918941154
Weight per piece (including packing)	83.7 g
Weight per piece (excluding packing)	71 g
Customs tariff number	85389091
Country of origin	DE

Technical data

Dimensions

Dimensional drawing	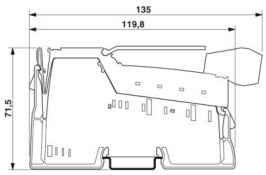
Width	12.2 mm
Height	135 mm
Depth	71.5 mm

Notes

Note on application	Only for industrial use
Note on application	As things stand now, we are preparing the product so that, as of December 11, 2027, it will comply with the requirements of the EU Cyber Resilience Act (CRA) based on the information currently available regarding the CRA.

Utilization restriction

CCCex note	Use in potentially explosive areas is not permitted in China.

Mounting

Mounting type	DIN rail mounting

Material specifications

Color (Housing)	green (RAL 6021)

Interfaces

Inline local bus

Connection method	Inline data jumper
Transmission speed	500 kbps
Transmission physics	Copper

System properties

Programming data

Length code (hex)	02
ID code (dec.)	95
Length code (dec)	02
Process data channel	32 bit
Input address area	4 Byte
Output address area	4 Byte
Parameter channel (PCP)	0 Byte

Register length (bus)	4 Byte

Fieldbus data telegram (PROFIBUS)

Required parameter data	6 Byte
Required configuration data	5 Byte

Input data

Absolute encoder

Number of inputs	1
Adjustable resolution	25 bit (maximum)
Transmission frequency	100 kHz
	200 kHz
	400 kHz
	800 kHz
	1 MHz

Digital

Connection technology	Spring-cage connection

Output data

Digital

Number of outputs	1

Product properties

Product type	I/O component
Product family	Inline
Type	modular
Operating mode	Process data operation with 2 words
Special properties	The product is being prepared for compliance with the Cyber Resilience Act (CRA)

Insulation characteristics

Overvoltage category	II (IEC 60664-1, EN 60664-1)
Pollution degree	2 (IEC 60664-1, EN 60664-1)

Electrical properties

Maximum power dissipation for nominal condition	0.55 W

Supply

Drawing encoder supply voltage	Main circuit U_M
Encoder supply voltage	5 V DC
Encoder supply current	max. 250 mA
I/O voltage	24 V AC
Max. current consumption	35 mA (typical)

Potentials: Communications power (U_L)

Supply voltage	7.5 V DC (via voltage jumper)
Current draw	max. 28 mA

Potentials: Main circuit supply (U_M)

Supply voltage	24 V DC (via voltage jumper)
Supply voltage range	19.2 V DC ... 30 V DC (including all tolerances, including ripple)
Current draw	max. 66 mA

Connection data

Connection technology

Connection name	Inline connector

Inline connector

Connection method	Spring-cage connection
Conductor cross-section, rigid	0.08 mm² ... 1.5 mm²
Conductor cross-section, flexible	0.08 mm² ... 1.5 mm²
Conductor cross-section AWG	28 ... 16
Stripping length	8 mm

Environmental and real-life conditions

Ambient conditions

Degree of protection	IP20
Ambient temperature (operation)	-25 °C ... 55 °C
Ambient temperature (storage/transport)	-25 °C ... 85 °C
Permissible humidity (operation)	10 % ... 95 % (non-condensing)
Permissible humidity (storage/transport)	10 % ... 95 % (non-condensing)
Air pressure (operation)	70 kPa ... 106 kPa (up to 3000 m above sea level)
Air pressure (storage/transport)	70 kPa ... 106 kPa (up to 3000 m above sea level)

Mechanical test

Vibration resistance in accordance with EN 60068-2-6/IEC 60068-2-6	5g
Shock in accordance with EN 60068-2-27/IEC 60068-2-27	25g

Standards and regulations

Protection class	III (IEC 61140, EN 61140, VDE 0140-1)

Drawings

Dimensional drawing

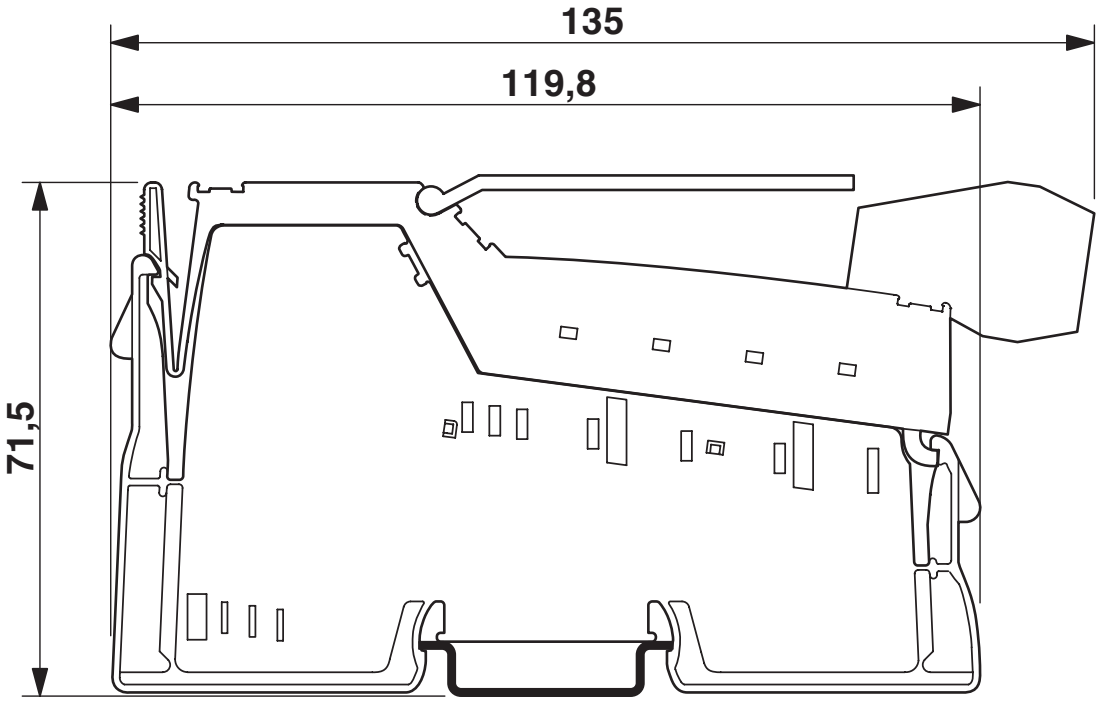

Connection diagram

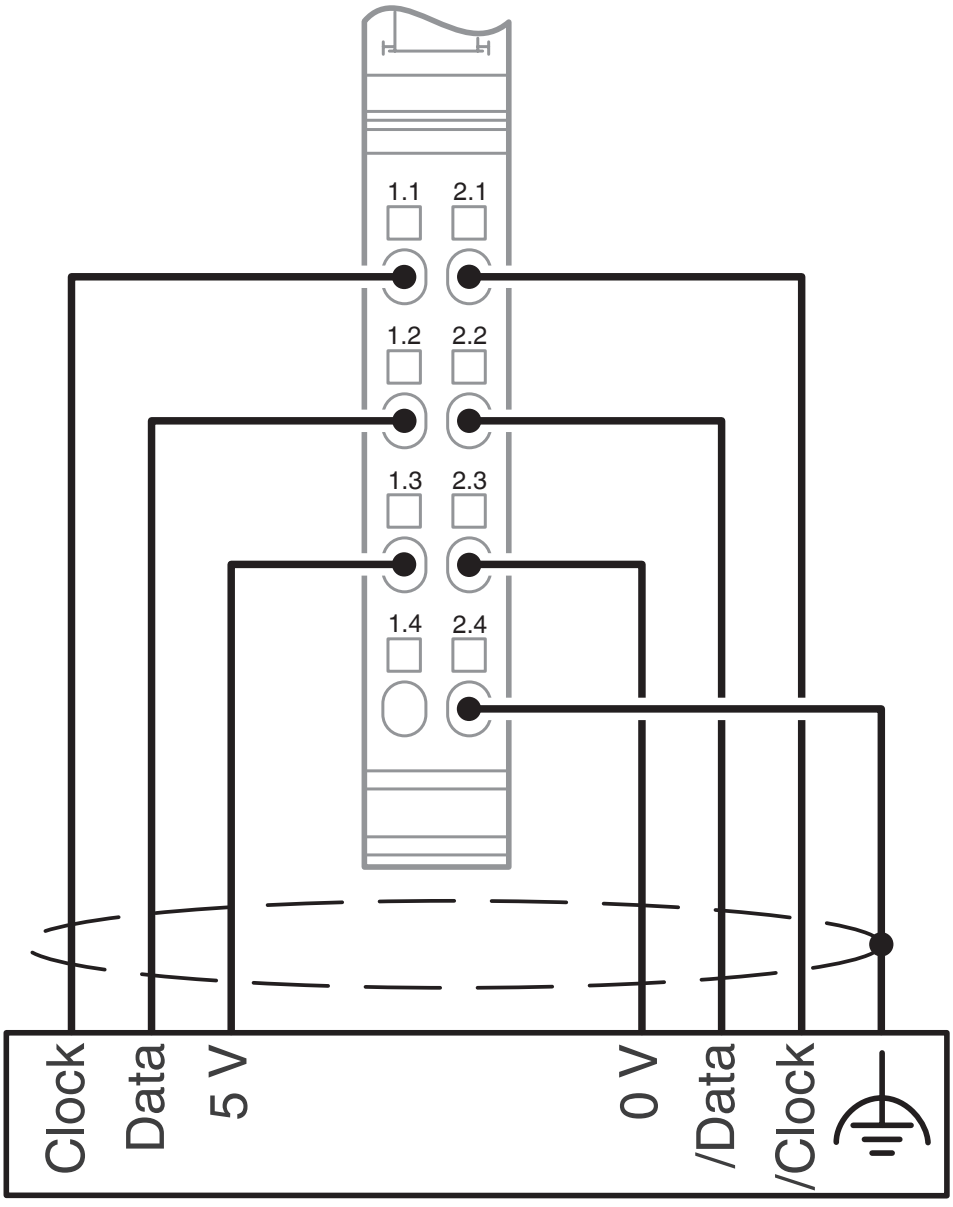

Approvals

To download certificates, visit the product detail page: https://www.phoenixcontact.com/us/products/2819574

cULus Listed
Approval ID: E199827

Classifications

ECLASS

ECLASS-13.0	27242605
ECLASS-15.0	27242605

ETIM

ETIM 10.0	EC001601

UNSPSC

UNSPSC 21.0	32151600

Environmental product compliance

EU RoHS

Fulfills EU RoHS substance requirements	Yes
Exemption	7(a), 7(c)-I

China RoHS

Environment friendly use period (EFUP)	EFUP-50
	An article-related China RoHS declaration table can be found in the download area for the respective article under "Manufacturer declaration". For all articles with EFUP-E, no China RoHS declaration table issued and required.

EU REACH SVHC

REACH candidate substance (CAS No.)	Lead(CAS: 7439-92-1)
SCIP	d4eb2f1f-7643-4f03-afdd-48dc05d420b4

Phoenix Contact 2026 © - all rights reserved
https://www.phoenixcontact.com

Phoenix Contact USA
586 Fulling Mill Road
Middletown, PA 17057, United States
(+717) 944-1300
info@phoenixcon.com