DT-UFB-V24/S-9-SB - Surge protection device

2803069

https://www.phoenixcontact.com/us/products/2803069

Please be informed that the data shown in this PDF document is generated from our online catalog. Please find the complete data in the user documentation. Our general terms of use for downloads are valid.



Attachment plug with surge protection for V.24 interface. Connection: D-SUB-9 plug/socket, installation in lines

Your advantages

- Easy network integration via D-SUB connection
- No signal interference with adapted protective circuit
- Can be installed in a control cabinet by removing the ground connection adapter

Commercial data

Item number	2803069
Packing unit	1 pc
Minimum order quantity	1 pc
Sales key	CL24
Product key	CL3112
GTIN	4046356312974
Weight per piece (including packing)	325 g
Weight per piece (excluding packing)	300.55 g
Customs tariff number	85363010
Country of origin	DE

Technical data

Product properties

Product type	Surge protection for information technology
Product family	DATATRAB
IEC test classification	B2
	C1
	C2
	C3
VDE requirement class	B2
	C1
	C2
	C3
Type	Attachment plug for DIN rail mounting
Number of positions	9

Insulation characteristics

Overvoltage category	II

Connection data

Connection method	D-SUB-9

Dimensions

Dimensional drawing	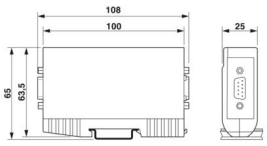
Width	25 mm
Height	102 mm
Depth	63.5 mm

Material specifications

Color	silver-colored
	black (RAL 9005)
Housing material	Die-cast zinc

Mechanical properties

Mechanical data

Open side panel	No

Protective circuit

Direction of action	Line-Line & Line-Signal Ground/Shield & Signal Ground/Shield-Earth Ground
Maximum continuous operating voltage U_C	15 V DC
	10 V AC
Rated current	≤ 1 A (25 °C)
Operating effective current I_C at U_C	≤ 5 µA (per wire)
Protective conductor current I_{PE}	≤ 1 µA
Nominal discharge current I_n (8/20) µs (line-line)	≤ 250 A
Nominal discharge current I_n (8/20) µs (line-ground)	≤ 250 A
Nominal discharge current I_n (8/20) µs (line-signal ground)	≤ 250 A
Nominal discharge current I_n (8/20) µs (signal ground-earth)	≤ 5 kA
Total discharge current I_{Total} (8/20) µs	5 kA
Nominal pulse current Ian (10/1000) µs (line-line)	50 A
Nominal pulse current Ian (10/1000) µs (line-earth)	50 A
Nominal pulse current Ian (10/1000) µs (line-signal ground)	50 A
Nominal pulse current Ian (10/700) µs (line-line)	50 A
Nominal pulse current Ian (10/700) µs (line-earth)	50 A
Nominal pulse current Ian (10/700) µs (line-signal ground)	50 A
Output voltage limitation at 1 kV/µs (line-line) static	≤ 50 V
Output voltage limitation at 1 kV/µs (line-signal ground) static	≤ 30 V
Residual voltage at I_n (conductor-conductor)	≤ 55 V
Residual voltage at I_n (line-signal ground)	≤ 30 V
Voltage protection level U_p (line-line)	≤ 55 V (C1 - 250 A)
	≤ 55 V (B2 - 25 A)
Voltage protection level U_p (line-earth)	≤ 450 V (C1 - 250 A)
	≤ 400 V (B2 - 25 A)
Voltage protection level U_p (line-signal ground)	≤ 30 V (C1 - 250 A)
	≤ 30 V (B2 - 25 A)
Response time t_A (line-line)	≤ 1 ns
Response time t_A (line-earth)	≤ 100 ns
Response time t_A (line-signal ground)	≤ 1 ns
Response time tA (shield-ground)	≤ 100 ns
Input attenuation aE, sym.	typ. 0.3 dB (≤ 700 kHz / 100 Ω)
	typ. 0.3 dB (≤ 700 kHz/150 Ω)
Input attenuation aE, asym.	typ. 0.3 dB (≤ 400 kHz / 100 Ω)
	typ. 0.3 dB (≤ 400 kHz / 150 Ω)
Cut-off frequency fg (3 dB), sym. in 100 Ω system	typ. 2.5 MHz
Cut-off frequency fg (3 dB), sym. in 150 Ω system	typ. 2.5 MHz
Cut-off frequency fg (3 dB), asym. (signal ground) in 100 Ω system	typ. 1.3 MHz
Cut-off frequency fg (3 dB), asym. (signal ground) in 150 Ω system	typ. 1.3 MHz
Capacity (Core-Core)	typ. 1 nF (f=1 MHz / V_R= 0 V)
Capacitance (line-signal ground)	typ. 2 nF (f=1 MHz / V_R= 0 V)
Surge protection fault message	none

Impulse durability (line-line)	B2 - 1 kV / 25 A
	C1 - 500 V / 250 A
Impulse durability (line-signal ground)	B2 - 1 kV/25 A
	C1 - 500 V/250 A
Impulse durability (signal ground-earth)	B2 - 4 kV / 100 A
	C1 - 100 V / 500 A
	C2 - 10 kV/5 kA
Alternating current carrying capacity (signal ground-earth)	5 A - 1 s

Environmental and real-life conditions

Ambient conditions

Degree of protection	IP20
Ambient temperature (operation)	-40 °C ... 85 °C

Standards and regulations

VDE requirement class	B2
	C1
	C2
	C3

Standards Information technology specification

Standards/regulations	IEC 61643-21
	IEC 61643-21

Air clearances and creepage distances

Standards/regulations	IEC 60664-1 / VDE 0110-1
Standards/specifications	DIN EN 61643-21
Note	2002
Standards/specifications	IEC 61643-21
Note	2000

Mounting

Mounting type	Connection-specific attachment plug and DIN rail, 35 mm

Drawings

Dimensional drawing

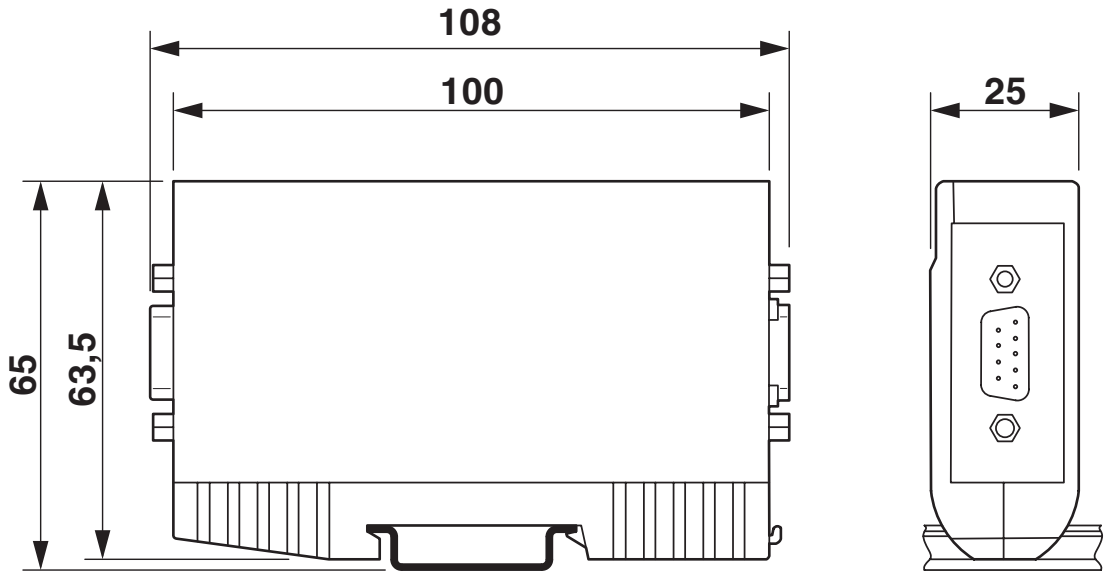

Circuit diagram

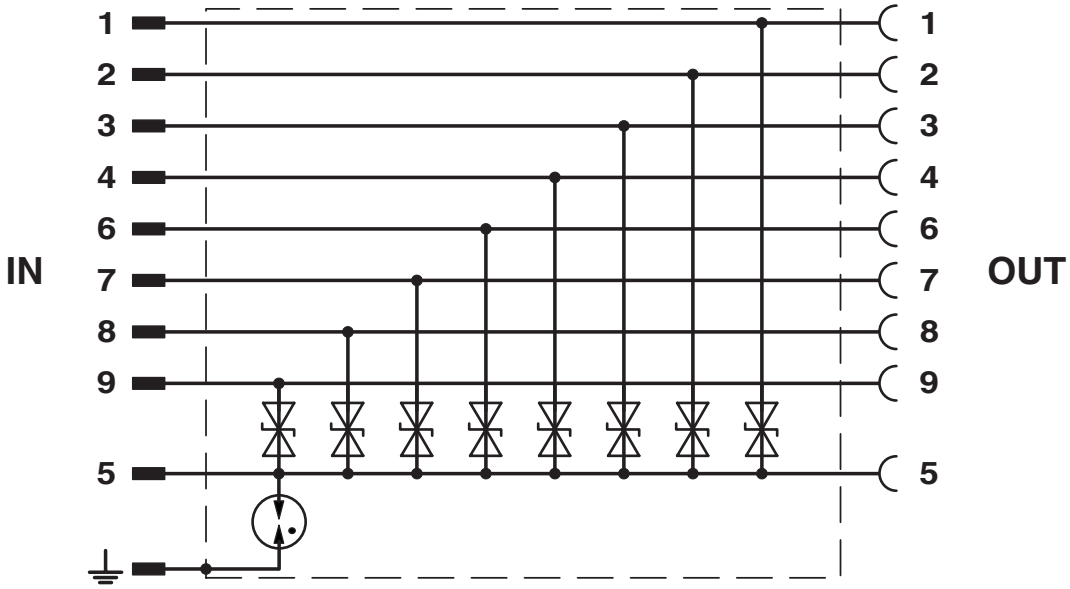

Classifications

ECLASS

ECLASS-13.0	27171503
ECLASS-15.0	27171503

ETIM

ETIM 10.0	EC001466

UNSPSC

UNSPSC 21.0	39121600

Environmental product compliance

EU RoHS

Fulfills EU RoHS substance requirements	Yes
Exemption	6(a), 6(a)-I, 6(c), 7(a), 7(a)-I, 7(c)-I

China RoHS

Environment friendly use period (EFUP)	EFUP-50
	An article-related China RoHS declaration table can be found in the download area for the respective article under "Manufacturer declaration". For all articles with EFUP-E, no China RoHS declaration table issued and required.

EU REACH SVHC

REACH candidate substance (CAS No.)	Lead(CAS: 7439-92-1)
SCIP	066ac1d1-68df-419d-95a1-d8d21f19cc80

Phoenix Contact 2026 © - all rights reserved
https://www.phoenixcontact.com

Phoenix Contact USA
586 Fulling Mill Road
Middletown, PA 17057, United States
(+717) 944-1300
info@phoenixcon.com