ME-IO 75,2 LB 10U TBUS 7035 - Mounting base housing

2202620

https://www.phoenixcontact.com/us/products/2202620

Please be informed that the data shown in this PDF document is generated from our online catalog. Please find the complete data in the user documentation. Our general terms of use for downloads are valid.



DIN rail housing, Lower housing part with metal foot catch, with vents, width: 75.87 mm, height: 120.6 mm, depth: 64.3 mm, color: light gray (similar RAL 7035), cross connection: DIN rail bus connector (optional), number of positions cross connector: 5 or 8

Your advantages

- Easy, tool-free mounting
- Optional DIN rail connector for easy module-to-module communication
- Lock and Release principle for automatic latching and intuitive release of the front connection plug
- Plastic in accordance with UL94 V0: for more rigorous flammability requirements
- Wide design: ideal for integrating TFT displays for controllers
- L-design: ideal for flush integration of standard interfaces such as RJ45

Commercial data

Item number	2202620
Packing unit	10 pc
Minimum order quantity	10 pc
Sales key	AC15
Product key	ACHEBA
GTIN	4055626199252
Weight per piece (including packing)	83.18 g
Weight per piece (excluding packing)	69.1 g
Customs tariff number	85389099
Country of origin	DE

ME-IO 75,2 LB 10U TBUS 7035 - Mounting base housing

2202620

https://www.phoenixcontact.com/us/products/2202620

Technical data

Notes

Assembly note	Please observe the application note in the download area.
Recommendation	Material of contact pads for bus connector, galvanic gold (hard gold)

Product properties

Product type	Lower housing part
Housing type	DIN rail housing
Housing type	Multifunctional housings
Housing series	ME-IO
Product family	ME-IO 75,2
Max. number of positions	156 (pitch: 3.45 mm)
	104 (pitch: 5 mm)
Ventilation openings present	yes

Dimensions

Dimensional drawing	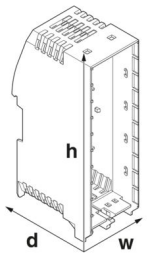
Width	75.87 mm
Height	120.6 mm
Depth	64.3 mm
Depth from top edge of DIN rail	57.7 mm

PCB design

PCB thickness	1.4 mm ... 1.8 mm

Material specifications

Color (Lower housing part)	light gray (RAL 7035)
Material Lower housing part	PA
Flammability rating according to UL 94	V0
CTI according to IEC 60112	600

Environmental and real-life conditions

Power dissipation single housing for 20 °C

Ambient temperature	20 °C
Reduction factor	1

Mounting position	vertical
Power dissipation	25 W

Power dissipation single housing for 30 °C

Ambient temperature	30 °C
Reduction factor	0.82
Mounting position	vertical
Power dissipation	20.5 W

Power dissipation single housing for 40 °C

Ambient temperature	40 °C
Reduction factor	0.62
Mounting position	vertical
Power dissipation	15.5 W

Power dissipation single housing for 50 °C

Ambient temperature	50 °C
Reduction factor	0.46
Mounting position	vertical
Power dissipation	11.5 W

Power dissipation single housing for 60 °C

Ambient temperature	60 °C
Reduction factor	0.3
Mounting position	vertical
Power dissipation	7.9 W

Vibration test

Specification	IEC 60068-2-6:2007-12
Frequency	10 - 150 - 10 Hz
Sweep speed	1 octave/min
Amplitude	0.15 mm (10 Hz ... 58.1 Hz)
Acceleration	2g (58.1 Hz ... 150 Hz)
Test duration per axis	2.5 h
Test directions	X-, Y- and Z-axis

Glow-wire test

Specification	IEC 60695-2-11:2014-02
Temperature	850 °C
Time of exposure	30 s

Thermal stability / ball thrust test

Specification	IEC 60695-10-2:2014-02
Temperature	125 °C
Test duration	1 h
Force	20 N

Mechanical strength / tumbling barrel

Specification	IEC 60068-2-31:2008-05
Height of fall	50 cm
Frequency	50

Shocks

Specification	IEC 60068-2-27:2008-02
Pulse shape	Semi-sinusoidal
Acceleration	15g
Shock duration	11 ms
Number of shocks per direction	3
Test directions	X-, Y- and Z-axis (pos. and neg.)

Test for substances that would hinder coating with paint or varnish

Specification	VDMA 24364:2018-05

Degree of protection (IP code)

Specification	IEC 60529:1989-11 + AMD 1:1999-11 + AMD 2:2013-08

Ambient conditions

Max. IP code to attain	IP20
Ambient temperature (operation)	-40 °C ... 105 °C (depending on power dissipation)
Ambient temperature (storage/transport)	-40 °C ... 55 °C
Ambient temperature (assembly)	-5 °C ... 100 °C
Relative humidity (storage/transport)	80 %

PCB data

Number of PCB holders	4
Type of PCB mount	Latching
Total PCB surface	23300 mm²
Thickness of the PCB	1.4 mm ... 1.8 mm

Mounting

Mounting type	DIN rail mounting

Packaging specifications

Type of packaging	packed in cardboard
Outer packaging type	Carton

Drawings

Dimensional drawing

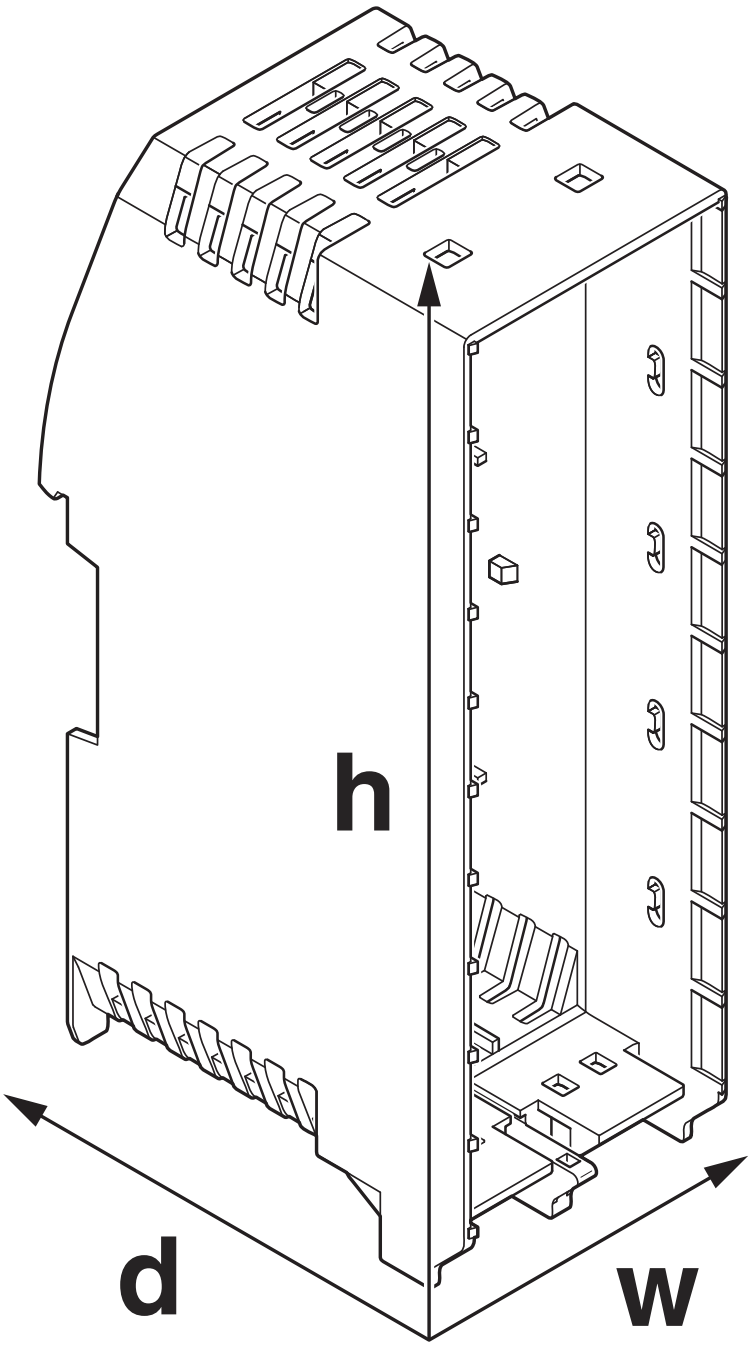

Schematic figure for illustrating the item dimensions. The figure is not of the desired product. For further details, refer to the product drawings in the “Downloads” tab.

Approvals

To download certificates, visit the product detail page: https://www.phoenixcontact.com/us/products/2202620

UL Recognized
Approval ID: E240868

Classifications

ECLASS

ECLASS-13.0	27190601
ECLASS-15.0	27190601

ETIM

ETIM 10.0	EC002779

UNSPSC

UNSPSC 21.0	31261500

Environmental product compliance

EU RoHS

Fulfills EU RoHS substance requirements	Yes, No exemptions

China RoHS

Environment friendly use period (EFUP)	EFUP-E
	No hazardous substances above the limits

EU REACH SVHC

REACH candidate substance (CAS No.)	No substance above 0.1 wt%

EF3.1 Climate Change

CO2e kg	0.426 kg CO2e

Phoenix Contact 2026 © - all rights reserved
https://www.phoenixcontact.com

Phoenix Contact USA
586 Fulling Mill Road
Middletown, PA 17057, United States
(+717) 944-1300
info@phoenixcon.com