SAC-2P-M12MSB/ 2,0-910/M12FSB - Bus system cable

1507379

https://www.phoenixcontact.com/us/products/1507379

Please be informed that the data shown in this PDF document is generated from our online catalog. Please find the complete data in the user documentation. Our general terms of use for downloads are valid.



Bus system cable, PROFIBUS (12 Mbps), 2-position, PUR halogen-free, red lilac RAL 4001, shielded, Plug straight M12, coding: B, on Socket straight M12, coding: B, cable length: 2 m

Commercial data

Item number	1507379
Packing unit	1 pc
Minimum order quantity	1 pc
Sales key	BF04
Product key	AF1CKC
GTIN	4017918900199
Weight per piece (including packing)	153 g
Weight per piece (excluding packing)	150 g
Customs tariff number	85444290
Country of origin	PL

Technical data

Notes

General	Further products with variable cable lengths can be found in the accessories section

Product properties

Product type	Data cable preassembled
Application	Standard
Number of positions	2
No. of cable outlets	1
Shielded	yes
Coding	B

Insulation characteristics

Overvoltage category	II
Degree of pollution	3

Interfaces

Bus system	PROFIBUS
Signal type/category	PROFIBUS, 12 Mbps (max. 100 m)

Signaling

Status display	no
Status display present	no

Electrical properties

Insulation resistance	≥ 100 MΩ
Nominal voltage U_N	48 V AC
	60 V DC
Nominal current I_N	4 A
Transmission medium	Copper
Transmission speed	12 Mbps (max. 100 m)

Mechanical properties

Mechanical data

Insertion/withdrawal cycles	≥ 100

Material specifications

Seal material	NBR
Material of grip body	TPU, hardly inflammable, self-extinguishing
Contact material	CuSn
Contact surface material	Ni/Au
Contact carrier material	PA 6.6 (plug), TPU GF (socket)

Material for screw connection	Zinc die-cast, nickel-plated

Connection data

Connection assignment

Contact | Color (signal designation) | Contact (optional)	2 (Plug) | GN (A cable) | 2 (Socket)
	4 (Plug) | RD (B cable) | 4 (Socket)

Connector

Connection 1

Dimensional drawing	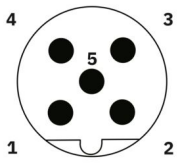 Pin assignment M12 male connector, 5-pos., B-coded, male side
Type	M12 Plug, straight, 2-position, shielded (Advanced Shielding Technology), Keying: B, PROFIBUS
Number of positions	2
Shielded	yes
Shielding	Advanced Shielding Technology
Signal type/category	PROFIBUS, 12 Mbps (max. 100 m)
Insertion/withdrawal cycles	≥ 100
Insulation resistance	≥ 100 Ω
Overvoltage category	II
Degree of pollution	3
Tightening torque	0.4 Nm (M12 connector)
Material Contact	CuSn
Material Contact surface	Ni/Au
Material Contact carrier	PA 6.6
Material Screw connection	Die-cast zinc, nickel-plated
Material Grip body	TPU, hardly inflammable, self-extinguishing
Material Seal	FKM
Flammability rating according to UL 94	V0
Degree of protection	IP65
	IP67
Ambient temperature (operation)	-25 °C ... 85 °C
Standard designation	M12 connector
Standards/regulations	IEC 61076-2-101

Connection 2

Dimensional drawing	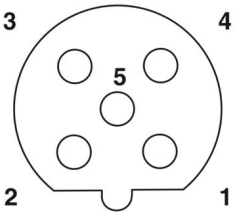 Pin assignment of M12 female, 5-pos., B-coded, view of female side
Type	M12 Socket, straight, 2-position, shielded (Advanced Shielding Technology), Keying: B, PROFIBUS
Number of positions	2
Shielded	yes
Shielding	Advanced Shielding Technology
Signal type/category	PROFIBUS, 12 Mbps (max. 100 m)
Insertion/withdrawal cycles	≥ 100
Insulation resistance	≥ 100 Ω
Overvoltage category	II
Degree of pollution	3
Tightening torque	0.4 Nm (M12 connector)
Material Contact	CuSn
Material Contact surface	Ni/Au
Material Contact carrier	PA 6.6
Material Screw connection	Die-cast zinc, nickel-plated
Material Grip body	TPU, hardly inflammable, self-extinguishing
Material Seal	FKM
Flammability rating according to UL 94	V0
Degree of protection	IP65 IP67
Ambient temperature (operation)	-25 °C ... 85 °C
Standard designation	M12 connector
Standards/regulations	IEC 61076-2-101

Cable/line

Cable length	2 m

PROFIBUS [910]

Dimensional drawing	

UL AWM Style	21198 (80°C/300 V)
Number of positions	2
Shielded	yes
Cable type	PROFIBUS [910]
Conductor structure	1x2xAWG24/19
AWG signal line	24
Conductor cross-section	2x 0.25 mm² (Signal line)
Wire diameter incl. insulation	2.55 mm ±0.05 mm
External cable diameter	7.70 mm ±0.02 mm
Outer sheath, material	PUR
External sheath, color	red lilac RAL 4001
Conductor material	Tin-plated Cu litz wires
Single wire, color	red, green
Overall twist	2 cores with 2 fillers to the core
Optical shield covering	80 %
Insulation resistance	≥ 5 GΩ*km
Wave impedance	150 Ω ±10 % (3 MHz ... 20 MHz)
Nominal voltage, cable	≤ 125 V
Test voltage Core/Core	2000 V (50 Hz, 1 min.)
Test voltage Core/Shield	2000.00 V (50 Hz, 1 min.)
Minimum bending radius, fixed installation	4 x D
Minimum bending radius, flexible installation	8 x D
Dynamic load capacity (bending)	Max. bending cycles: 4000000, Bending radius: 65 mm, Bending radius: 15 x D, Traversing path: 4.5 m, Traversing rate: 3 m/s, Acceleration: 3 m/s²
Shield attenuation	≤ 4.9 dB (at 16 MHz)
	≤ 4.9 dB (at 4 MHz)
	≤ 0.5 dB (at 38.4 kHz)
	≤ 0.3 dB (at 9.6 kHz)
Halogen-free	in accordance with DIN VDE 0472 part 815
	according to IEC 60754-1
Flame resistance	UL 1581, Section 1060 and UL 2556, Section 9.3 (FT1)
	UL 1581, Section 1100 and UL 2556, Section 9.1 (HFT/FT2)
	IEC 60332-1-2
Resistance to oil	in accordance with DIN EN 60811-404
Ambient temperature (operation)	-40 °C ... 80 °C (cable, fixed installation)
	-30 °C ... 70 °C (Cable, flexible installation)
	-20 °C ... 60 °C (for installation)
	-20 °C ... 60 °C (cable, drag chain applications)

Environmental and real-life conditions

Ambient conditions

Degree of protection	IP65
	IP67

Ambient temperature (operation) (male connector/female connector)	-25 °C ... 90 °C (Plug / socket)

Drawings

Dimensional drawing

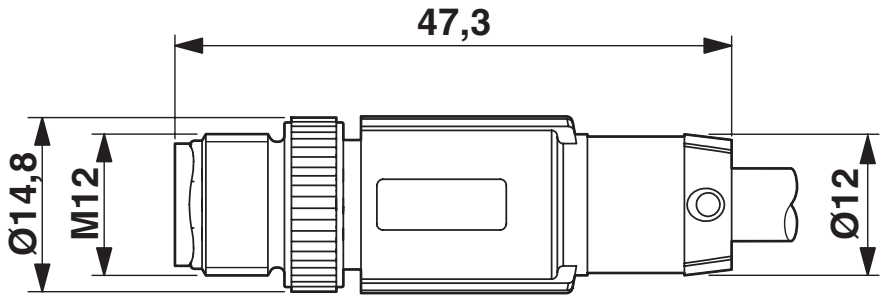

Plug, M12 x 1, straight, shielded

Dimensional drawing

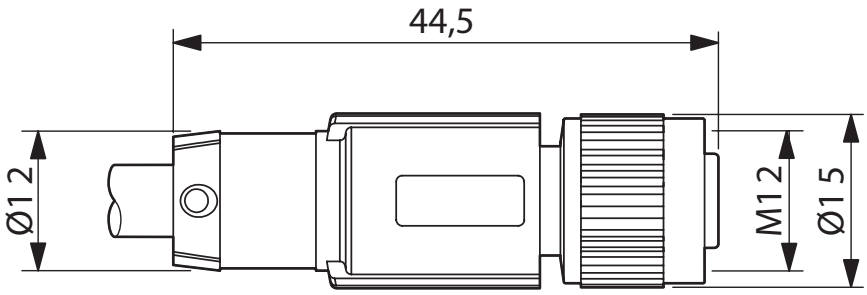

M12 x 1 socket, straight, shielded

Schematic diagram

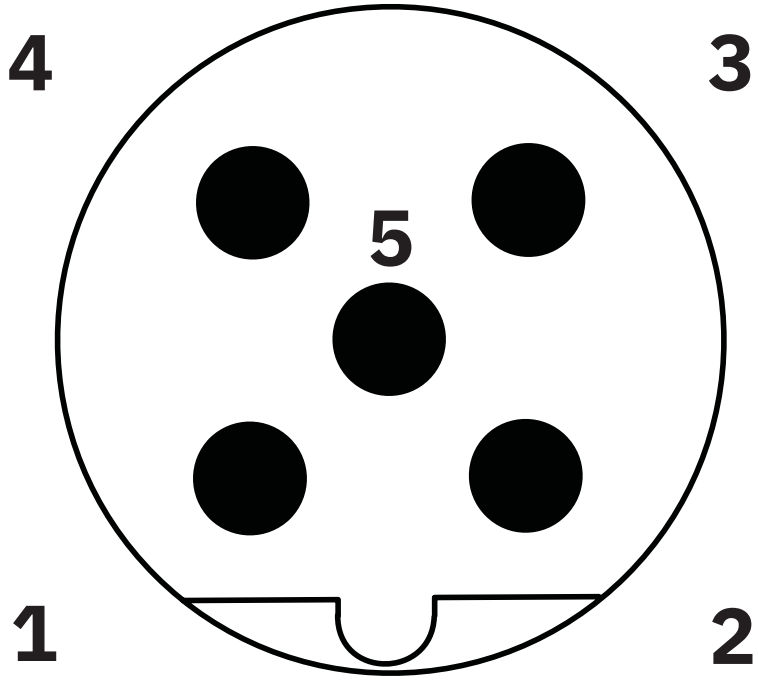

Pin assignment M12 male connector, 5-pos., B-coded, male side

Schematic diagram

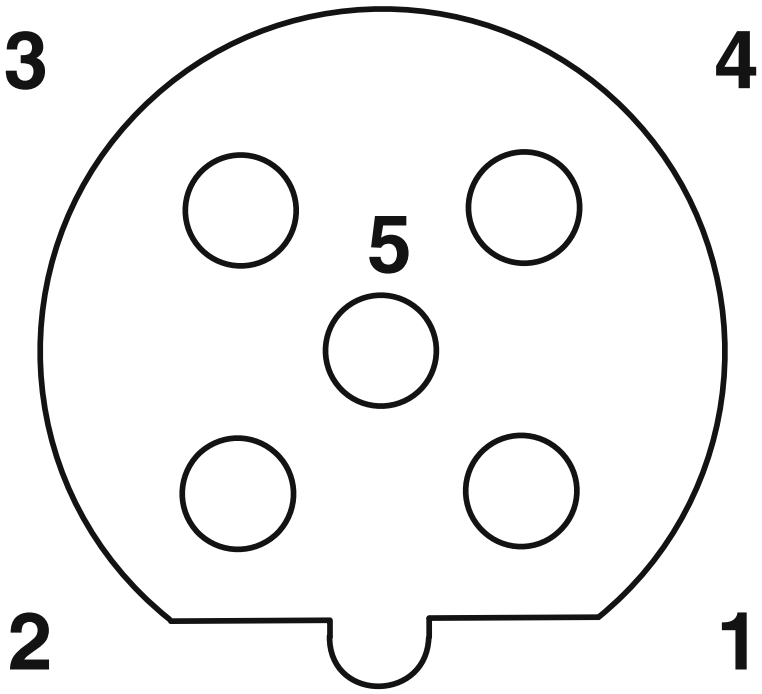

Pin assignment M12 socket, 5-pos., B-coded, female side

Circuit diagram

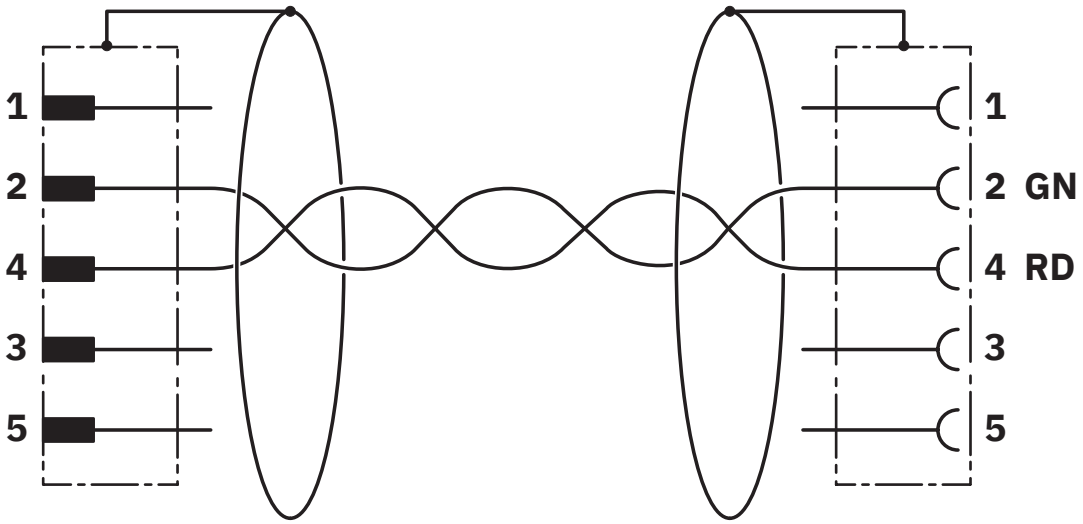

Approvals

To download certificates, visit the product detail page: https://www.phoenixcontact.com/us/products/1507379

UL Listed
Approval ID: FILE E 221474

	Nominal voltage U_N	Nominal current I_N	Cross section AWG	Cross section mm^2
keine				
	300 V	4 A	-	-

cUL Listed
Approval ID: FILE E 221474

	Nominal voltage U_N	Nominal current I_N	Cross section AWG	Cross section mm^2
keine				
	300 V	4 A	-	-

Classifications

ECLASS

ECLASS-13.0	27060307
ECLASS-15.0	27060307

ETIM

ETIM 10.0	EC002599

UNSPSC

UNSPSC 21.0	26121600

Environmental product compliance

EU RoHS

Fulfills EU RoHS substance requirements	Yes, No exemptions

China RoHS

Environment friendly use period (EFUP)	EFUP-E
	No hazardous substances above the limits

EU REACH SVHC

REACH candidate substance (CAS No.)	No substance above 0.1 wt%

Phoenix Contact 2026 © - all rights reserved
https://www.phoenixcontact.com

Phoenix Contact USA
586 Fulling Mill Road
Middletown, PA 17057, United States
(+717) 944-1300
info@phoenixcon.com