HC-Q04-I-CT-F - Contact insert

1419899

https://www.phoenixcontact.com/us/products/1419899

Please be informed that the data shown in this PDF document is generated from our online catalog. Please find the complete data in the user documentation. Our general terms of use for downloads are valid.



Contact insert, number of positions: 4, size: D7, number of connections per position: 1, Socket, Crimp connection, 830 V, 40 A, 1.5 mm^2 ... 10 mm^2, application: Power, Only suitable for plastic housings, four coding options

Your advantages

- Shock and vibration-resistant in accordance with DIN EN 61373

Commercial data

Item number	1419899
Packing unit	1 pc
Minimum order quantity	1 pc
Sales key	BF61
Product key	AF7ABJ
GTIN	4055626256184
Weight per piece (including packing)	10.2 g
Weight per piece (excluding packing)	10.2 g
Customs tariff number	85389099
Country of origin	CN

Technical data

Notes

General	for HC-STA-D07 housing, CK 4,0 crimp contacts
General	Connectors may be operated only when there is no load/voltage.
General	Order crimp contacts separately

Mounting

Assembly note	To ensure correct use, installation in housing with IP54 protection or better is required

Product properties

Product type	Contact insert with a fixed no. of positions
Series	HC-HS
Application	Power
Type	D7
Number of positions	4
Connection profile	4
Contact numbering	1 - 4
Number of connections per position	1
Contact material type	turned

Insulation characteristics

Overvoltage category	III
Degree of pollution	3

Dimensions

Dimensional drawing	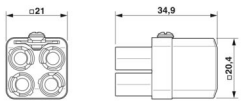
Width	21 mm
Height	34.8 mm
Length	21 mm

Mechanical characteristics

Contact diameter	4 mm

Connection data

Connection technology

Connection technology	Crimp connection
Number of connections per position	1
Connection in acc. with standard	IEC / EN

Conductor connection

Conductor cross-section	1.5 mm² ... 10 mm²
Connection cross section AWG	16 ... 10
Tightening torque	0.5 Nm ... 0.8 Nm (Mounting screws for mounting in the HEAVYCON housing)
Stripping length of the individual wire	9 mm (1.5 mm² ... 6.0 mm²)
	11 mm (for 10 mm²)

Electrical properties

Rated voltage (III/3)	830 V
Rated surge voltage	8 kV
Rated current	40 A

Mechanical properties

Mechanical data

Insertion/withdrawal cycles	≥ 500

Material specifications

Flammability rating according to UL 94	V0
Contact material	Copper alloy
Contact surface material	Ag
Contact carrier material	PC

Environmental and real-life conditions

Ambient conditions

Ambient temperature (operation)	-40 °C ... 125 °C (including heating up of contacts)

Standards and regulations

Constructional and testing regulations	DIN VDE 0627/86
	DIN VDE 0110/02.79
	DIN VDE 0110-1/04.97
	IEC 60664-1, DIN IEC 60512
	IEC 60352
Tests	DIN VDE 0627/86
	DIN VDE 0110/02.79
	DIN VDE 0110-1/04.97
	IEC 60664-1, DIN IEC 60512
	IEC 60352
Standards/regulations	PC: Fire protection in rail vehicles - requirement sets R22, R23, and R24 acc. to DIN EN 45545-2 (Risk level HL1 - HL3)

Drawings

Dimensional drawing

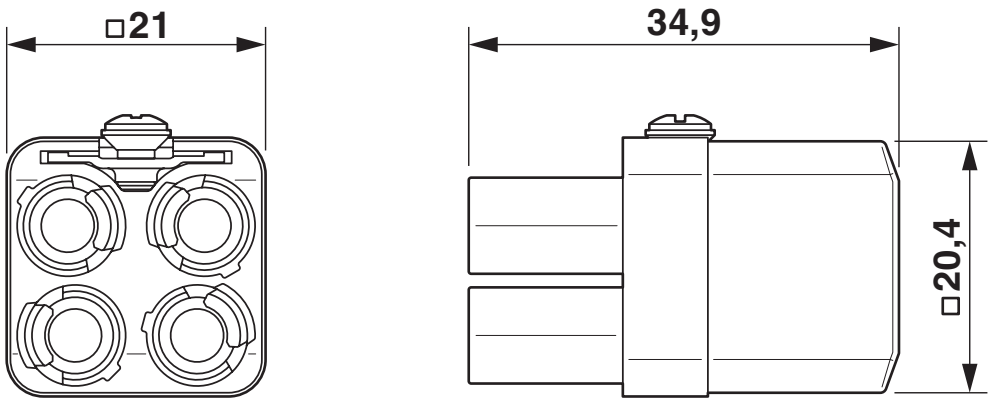

Female insert

Schematic diagram

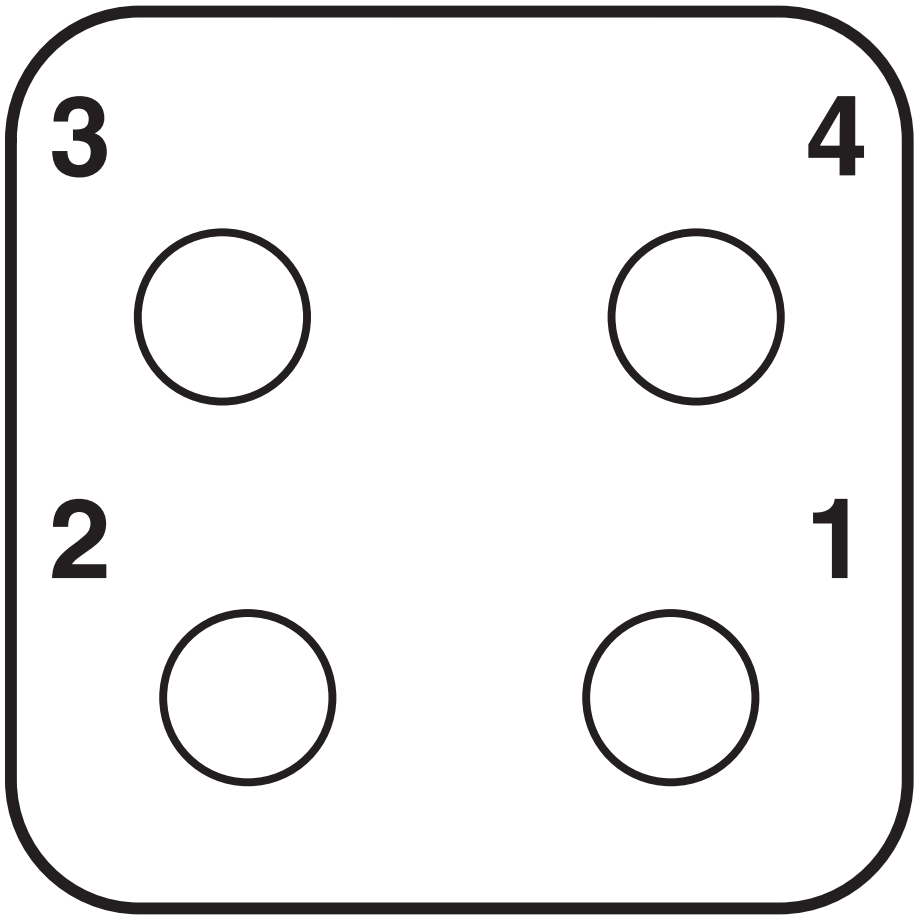

Diagram

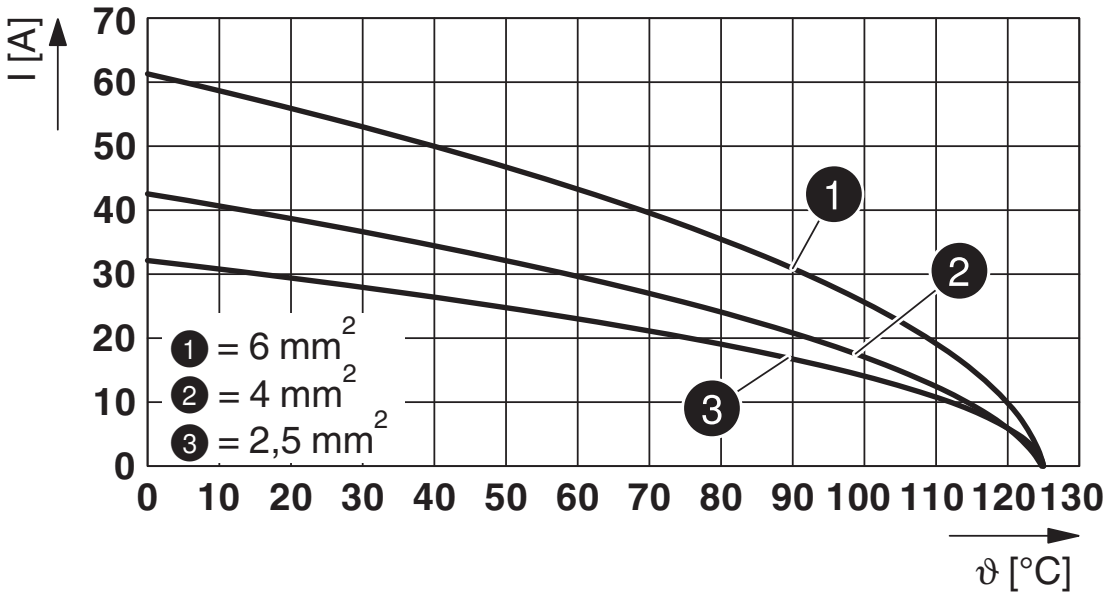

Derating diagram

Approvals

To download certificates, visit the product detail page: https://www.phoenixcontact.com/us/products/1419899

UL Recognized
Approval ID: E118976

	Nominal voltage U_N	Nominal current I_N	Cross section AWG	Cross section mm^2
keine				
	600 V	50 A	- 8	-

UL Recognized
Approval ID: E468743

	Nominal voltage U_N	Nominal current I_N	Cross section AWG	Cross section mm^2
keine				
	600 V	45 A	-	-

Classifications

ECLASS

ECLASS-13.0	27440205
ECLASS-15.0	27440205

ETIM

ETIM 10.0	EC000438

UNSPSC

UNSPSC 21.0	39121500

Environmental product compliance

EU RoHS

Fulfills EU RoHS substance requirements	Yes, No exemptions

China RoHS

Environment friendly use period (EFUP)	EFUP-E
	No hazardous substances above the limits

EU REACH SVHC

REACH candidate substance (CAS No.)	No substance above 0.1 wt%

Phoenix Contact 2026 © - all rights reserved
https://www.phoenixcontact.com

Phoenix Contact USA
586 Fulling Mill Road
Middletown, PA 17057, United States
(+717) 944-1300
info@phoenixcon.com