# SAC-5P-MS/ 5,0-923/FS CAN SCO - Bus system cable

1419053

https://www.phoenixcontact.com/us/products/1419053

Please be informed that the data shown in this PDF document is generated from our online catalog. Please find the complete data in the user documentation. Our general terms of use for downloads are valid.



Bus system cable, CANopen®, DeviceNet™, 5-position, PUR halogen-free, silver-gray RAL 7001, shielded, Plug straight M12 SPEEDCON, coding: A, on Socket straight M12 SPEEDCON, coding: A, cable length: 5 m, Connector unshielded

## Commercial data

| | |
|---|---|
| Item number | 1419053 |
| Packing unit | 1 pc |
| Minimum order quantity | 1 pc |
| Sales key | BF04 |
| Product key | AF1CDD |
| GTIN | 4046356542975 |
| Weight per piece (including packing) | 322 g |
| Weight per piece (excluding packing) | 318 g |
| Customs tariff number | 85444290 |
| Country of origin | PL |

# Technical data

## Product properties

| | |
|---|---|
| Product type | Data cable preassembled |
| Application | Standard |
| Number of positions | 5 |
| No. of cable outlets | 1 |
| Coding | A |

### Insulation characteristics

| | |
|---|---|
| Overvoltage category | II |
| Degree of pollution | 3 |

## Interfaces

| | |
|---|---|
| Bus system | CANopen®/DeviceNet™ |
| Signal type/category | CANopen® |
| | DeviceNet™ |

## Signaling

| | |
|---|---|
| Status display | no |
| Status display present | no |

## Electrical properties

| | |
|---|---|
| Nominal voltage $U_N$ | 48 V AC |
| | 60 V DC |
| Nominal current $I_N$ | 4 A |
| Transmission medium | Copper |

## Material specifications

| | |
|---|---|
| Flammability rating according to UL 94 | HB |
| Seal material | NBR |
| Material of grip body | TPU, hardly inflammable, self-extinguishing |
| Contact material | CuSn |
| Contact surface material | Ni/Au |
| Contact carrier material | TPU GF |
| Material for screw connection | Zinc die-cast, nickel-plated |

## Connection data

### Connection assignment

| | |
|---|---|
| Contact \| Color (signal designation) \| Contact (optional) | 1 (Plug) \| SR (shield) \| 1 (Socket) |
| | 2 (Plug) \| RD (V+) \| 2 (Socket) |
| | 3 (Plug) \| BK (V-) \| 3 (Socket) |
| | 4 (Plug) \| WH (CAN_H) \| 4 (Socket) |
| | 5 (Plug) \| BU (CAN_L) \| 5 (Socket) |

## Connector

Connection 1

| | |
|---|---|
| Type | Plug straight M12 SPEEDCON |
| Number of positions | 5 |
| Locking type | SPEEDCON |
| Coding type | A (Standard) |
| Ambient temperature (operation) | -25 °C ... 90 °C |

Connection 2

| | |
|---|---|
| Type | Socket straight M12 SPEEDCON |
| Number of positions | 5 |
| Locking type | SPEEDCON |
| Coding type | A (Standard) |
| Ambient temperature (operation) | -25 °C ... 90 °C |

## Cable/line

| | |
|---|---|
| Cable length | 5 m |

CANopen®/DeviceNet™, PUR, gray [923]

| | |
|---|---|
| Dimensional drawing |  |
| UL AWM Style | 21198 (80°C/300 V) |
| Number of positions | 4 |
| Shielded | yes |
| Cable type | CANopen®/DeviceNet™, PUR, gray [923] |
| Conductor structure | 2xAWG24/19+2xAWG22/19 |
| AWG signal line | 24 |
| AWG power supply | 22 |
| Conductor cross-section | 2x 0.25 mm² (Data cable) |
| | 2x 0.34 mm² (Power supply) |
| | 1x 0.34 mm² (Drain wire) |
| Wire diameter incl. insulation | 1.95 mm ±0.05 mm (Data cable) |
| | 1.4 mm ±0.05 mm (Power supply) |
| External cable diameter | 6.70 mm ±0.3 mm |
| Outer sheath, material | PUR |
| External sheath, color | silver-gray RAL 7001 |
| Conductor material | Tin-plated Cu litz wires |

| | |
|---|---|
| Material wire insulation | Foamed PE (Data cable) |
| | PE (Power supply) |
| Single wire, color | red-black, blue-white |
| Twisted pairs | 2 cores to the pair |
| Overall twist | 2 pairs around a drain wire in the center to the core |
| Optical shield covering | 80 % |
| Insulation resistance | ≥ 5 GΩ*km (Data cable) |
| | ≥ 5 GΩ*km (Power supply) |
| Wave impedance | 120 Ω ±10 % (with 1 MHz) |
| Nominal voltage, cable | ≤ 300 V (Peak value, not for high-power applications) |
| Test voltage Core/Core | 2000 V (50 Hz, 1 min.) |
| Test voltage Core/Shield | 2000.00 V (50 Hz, 1 min.) |
| Minimum bending radius, fixed installation | 4 x D |
| Minimum bending radius, flexible installation | 8 x D |
| Smallest bending radius, fixed installation | 27 mm |
| Smallest bending radius, movable installation | 54 mm |
| Dynamic load capacity (bending) | Max. bending cycles: 5000000, Bending radius: 70 mm, Bending radius: 15 x D, Traversing path: 4.5 m, Traversing rate: 3 m/s, Acceleration: 3 m/s², Ambient temperature: -20 °C ... 60 °C |
| Shield attenuation | ≤ 22.9 dB/km (with 1 MHz) |
| | ≤ 16.4 dB/km (At 500 kHz) |
| | ≤ 9.5 dB/km (At 125 kHz) |
| Halogen-free | in accordance with DIN VDE 0472 part 815 |
| | according to IEC 60754-1 |
| Flame resistance | UL 1581, Section 1060 and UL 2556, Section 9.3 (FT1) |
| | UL 1581, Section 1100 and UL 2556, Section 9.1 (HFT/FT2) |
| | IEC 60332-1-2 |
| | in accordance with ISO 6722-1 5.22 (UN ECE-R 118.01) |
| Ambient temperature (operation) | -40 °C ... 80 °C (cable, fixed installation) |
| | -30 °C ... 70 °C (Cable, flexible installation) |
| | -20 °C ... 60 °C (for installation) |
| | -20 °C ... 60 °C (cable, drag chain applications) |

## Environmental and real-life conditions

### Ambient conditions

| | |
|---|---|
| Degree of protection | IP65 |
| | IP67 |
| Ambient temperature (operation) (male connector/female connector) | -25 °C ... 90 °C (Plug / socket) |

## Drawings

Dimensional drawing

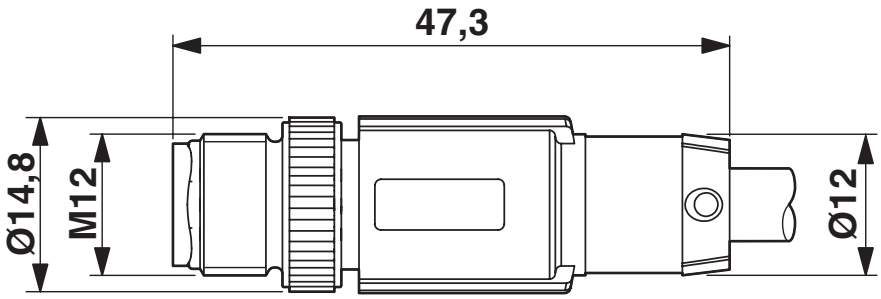


Plug, M12 x 1, straight, shielded

Dimensional drawing

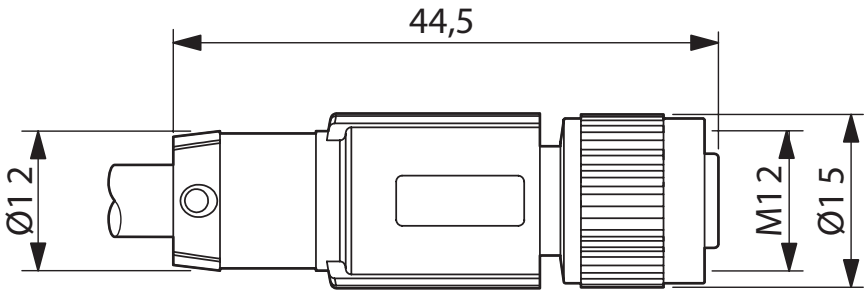


M12 x 1 socket, straight

Schematic diagram

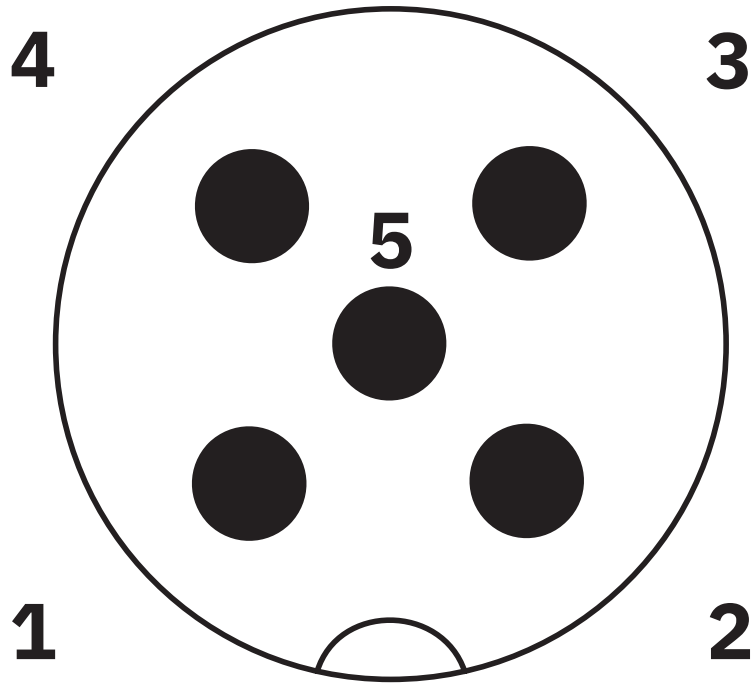


Pin assignment M12 male connector, 5-pos., A-coded, male side

Schematic diagram

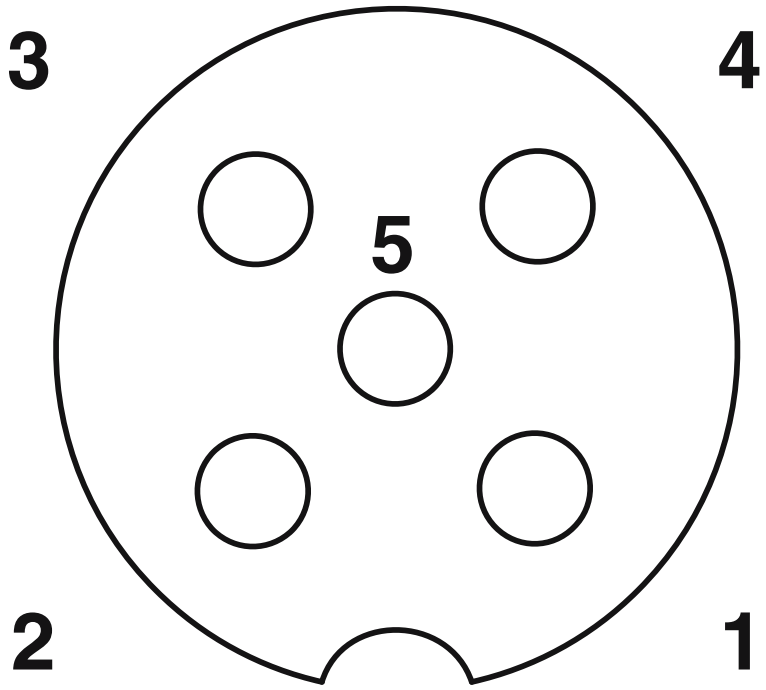


Pin assignment M12 socket, 5-pos., A-coded, socket side view

Circuit diagram

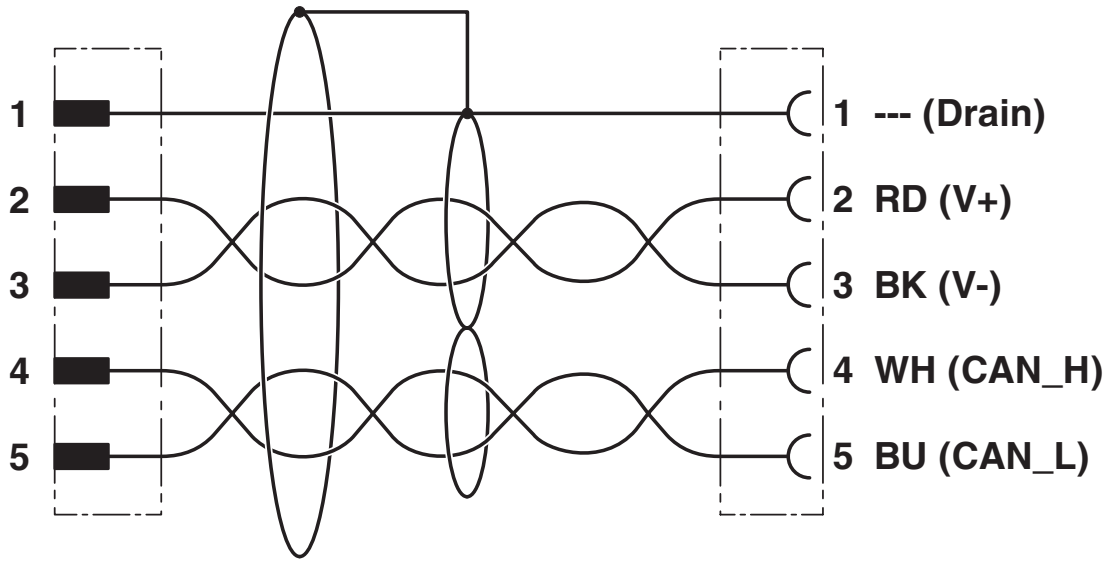


Contact assignment of the M12 plug and the M12 socket

## Approvals

To download certificates, visit the product detail page: https://www.phoenixcontact.com/us/products/1419053

**UL Listed**
Approval ID: FILE E 221474

| | Nominal voltage $U_N$ | Nominal current $I_N$ | Cross section AWG | Cross section $mm^2$ |
|---|---|---|---|---|
| keine | | | | |
| | 125 V | 4 A | - | - |

**cUL Listed**
Approval ID: FILE E 221474

| | Nominal voltage $U_N$ | Nominal current $I_N$ | Cross section AWG | Cross section $mm^2$ |
|---|---|---|---|---|
| keine | | | | |
| | 125 V | 4 A | - | - |

**EAC-RoHS**
Approval ID: RU D-DE.HB35.B.00387

## Classifications

### ECLASS

| | |
|---|---|
| ECLASS-13.0 | 27060307 |
| ECLASS-15.0 | 27060307 |

### ETIM

| | |
|---|---|
| ETIM 10.0 | EC002599 |

### UNSPSC

| | |
|---|---|
| UNSPSC 21.0 | 26121600 |

## Environmental product compliance

EU RoHS

| | |
|---|---|
| Fulfills EU RoHS substance requirements | Yes, No exemptions |

China RoHS

| | |
|---|---|
| Environment friendly use period (EFUP) | EFUP-E |
| | No hazardous substances above the limits |

EU REACH SVHC

| | |
|---|---|
| REACH candidate substance (CAS No.) | No substance above 0.1 wt% |

Phoenix Contact 2026 © - all rights reserved
https://www.phoenixcontact.com

Phoenix Contact USA
586 Fulling Mill Road
Middletown, PA 17057, United States
(+717) 944-1300
info@phoenixcon.com