HC-COM-Q4/2-I-CT-F - Contact insert

1079556

https://www.phoenixcontact.com/us/products/1079556

Please be informed that the data shown in this PDF document is generated from our online catalog. Please find the complete data in the user documentation. Our general terms of use for downloads are valid.



Contact insert, number of positions: 4+2+PE, size: COM, power contacts: 4, control contacts: 2, number of connections per position: 1, Socket, Crimp connection, 400 V, 40 A, 1.5 mm^2 ... 6 mm^2, application: Power/signal

Product description

Contact insert, incl. 4 mounting screws

Your advantages

- Shock and vibration-resistant in accordance with DIN EN 61373

Commercial data

Item number	1079556
Packing unit	1 pc
Minimum order quantity	1 pc
Sales key	BF61
Product key	AF7ABH
GTIN	4055626800349
Weight per piece (including packing)	23 g
Weight per piece (excluding packing)	22.22 g
Customs tariff number	85389099
Country of origin	CN

Technical data

Notes

General	Connectors may be operated only when there is no load/voltage.
General	For CK4,0-ED... (power circuit), CK1,6-ED... (control circuit) crimp contacts

Mounting

Assembly note	To ensure correct use, installation in housing with IP54 protection or better is required

Product properties

Product type	Contact insert with a fixed no. of positions
Series	HC-COM
Application	Power/signal
Type	COM
Number of positions	6
Connection profile	4+2+PE
Contact numbering	1 - 4 (power contacts)
	11 - 12 (control contacts)
Number of connections per position	1
No. of power contacts	4
No. of control contacts	2
Contact material type	turned

Insulation characteristics

Overvoltage category	III
Degree of pollution	3

Dimensions

Dimensional drawing	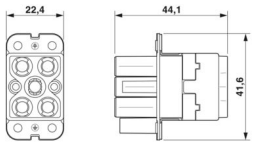
Width	22.4 mm
Height	44.1 mm
Length	41.6 mm

Mechanical characteristics

Contact diameter	4 mm

Connection data

Connection technology

	Crimp connection (power contacts)

Connection technology	Crimp connection (control contacts)
	Crimp connection (PE contact)
Number of connections per position	1
Connection in acc. with standard	IEC / EN

Conductor connection

Conductor cross-section	1.5 mm² ... 6 mm² (power contacts)
	0.14 mm² ... 2.5 mm² (control contacts)
Connection cross section AWG	16 ... 10 (power contacts)
	26 ... 14 (control contacts)
Tightening torque	0.5 Nm ... 0.8 Nm (Mounting screws for mounting in the HEAVYCON housing)
Stripping length of the individual wire	9 mm (for 1.5 mm² ... 2.5 mm²)
	9.6 mm (Power 4 ... 6 mm²)
	8 mm (Control circuit)
	6 mm (Signal 2.5 mm²)

Electrical properties

Rated voltage (III/3)	400 V (Phase-ground power contacts)
	690 V (Phase-phase power contacts)
	250 V (control contacts)
Rated voltage for power contacts	400/690 V
	250
Rated surge voltage	6 kV (Phase-phase power contacts)
	4 kV (control contacts)
Rated current	40 A (power contacts)
	10 A (control contacts)

Mechanical properties

Mechanical data

Insertion/withdrawal cycles	≥ 500

Material specifications

Flammability rating according to UL 94	V0
Contact material	Copper alloy
Contact surface material	Ag (alternatively Au)
Contact carrier material	PC
Material of contact surface, power contact	Ag
Material of contact surface, control contact	Ag (alternatively Au)

Environmental and real-life conditions

Ambient conditions

Ambient temperature (operation)	-40 °C ... 125 °C (including heating up of contacts)

Standards and regulations

Standards/regulations	PC: Fire protection in rail vehicles - requirement sets R22, R23, and R24 acc. to DIN EN 45545-2 (Risk level HL1 - HL3)

Drawings

Dimensional drawing

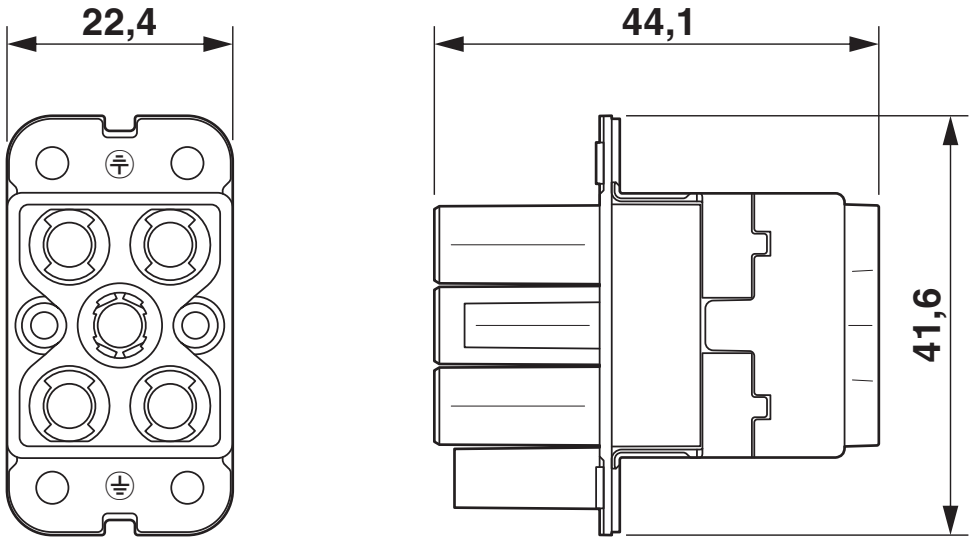

Schematic diagram

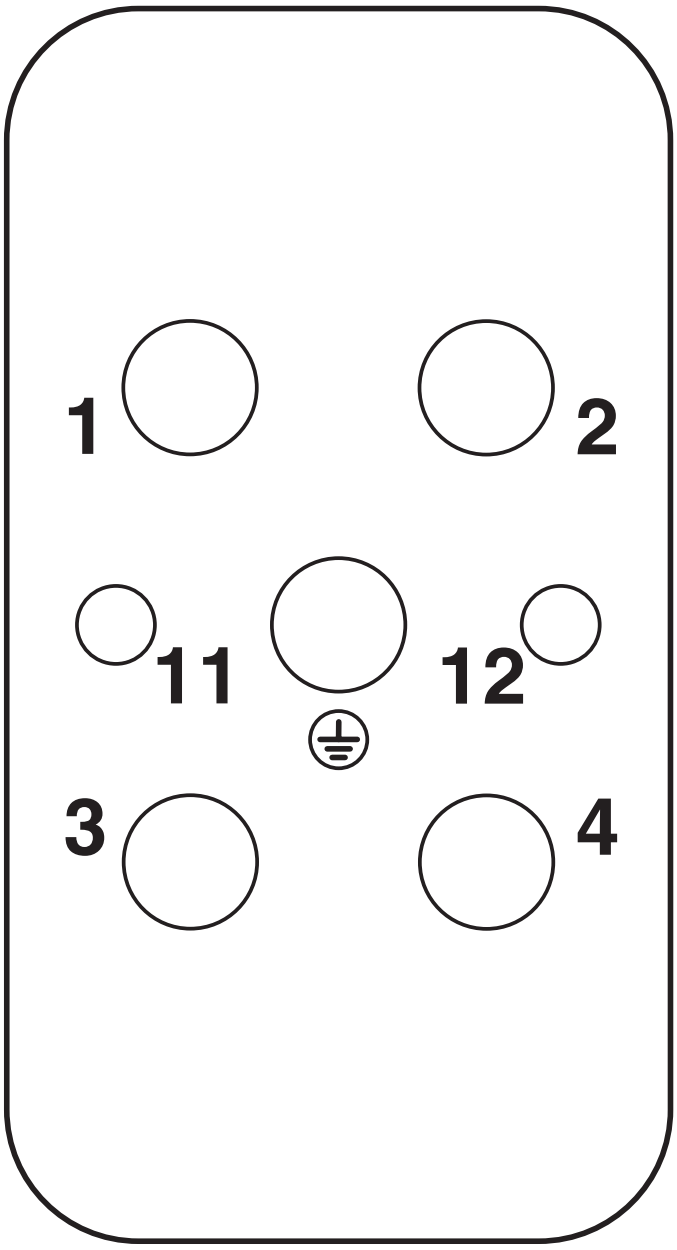

Connector pin assignment, connection side

Diagram

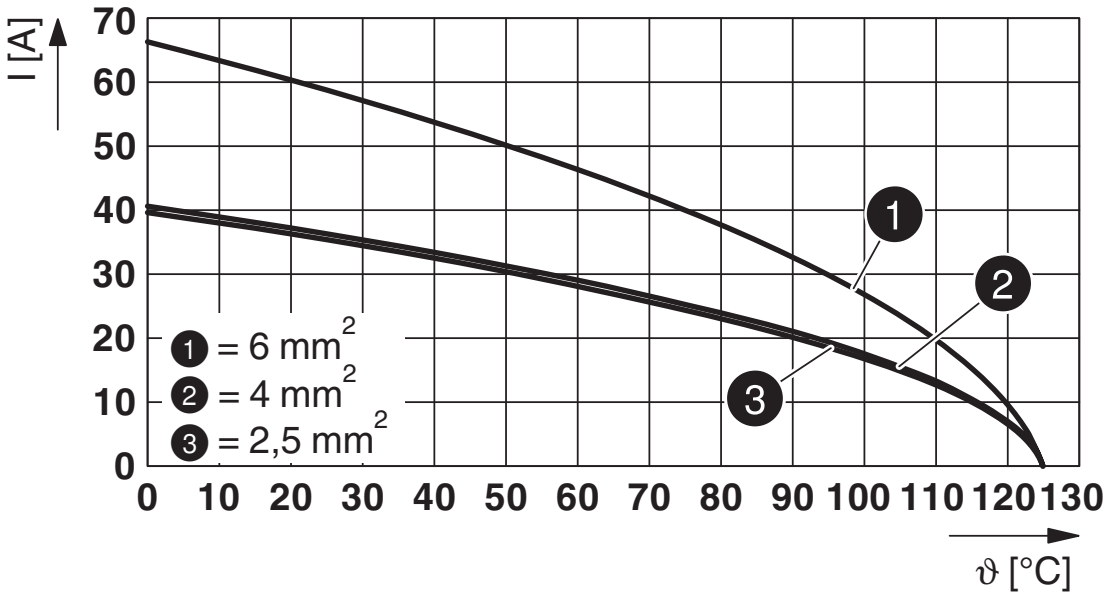

Derating diagram

Approvals

To download certificates, visit the product detail page: https://www.phoenixcontact.com/us/products/1079556

UL Recognized
Approval ID: E468743

Classifications

ECLASS

ECLASS-13.0	27440205
ECLASS-15.0	27440205

ETIM

ETIM 10.0	EC000438

UNSPSC

UNSPSC 21.0	39121500

Environmental product compliance

EU RoHS

Fulfills EU RoHS substance requirements	Yes, No exemptions

China RoHS

Environment friendly use period (EFUP)	EFUP-E
	No hazardous substances above the limits

EU REACH SVHC

REACH candidate substance (CAS No.)	No substance above 0.1 wt%

Phoenix Contact 2026 © - all rights reserved
https://www.phoenixcontact.com

Phoenix Contact USA
586 Fulling Mill Road
Middletown, PA 17057, United States
(+717) 944-1300
info@phoenixcon.com